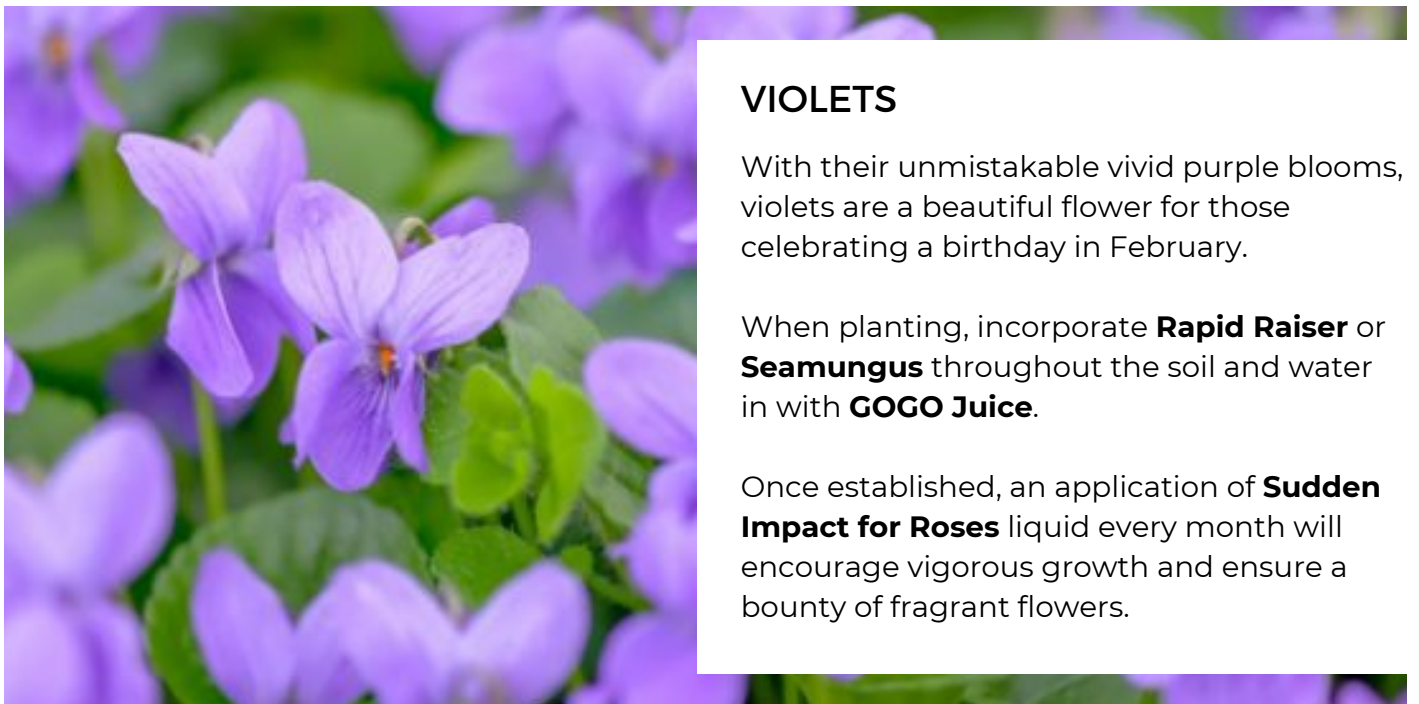




FEBRUARY IN THE GARDEN

February may technically be the end of summer, but gardeners can expect the hot and humid conditions to extend well into autumn. Be on the lookout for any stressed plants and keep up their nutrients and water to ensure your garden remains healthy and hydrated until the cooler months arrive.

THIS MONTH'S BIRTH FLOWERS



VIOLETS

With their unmistakable vivid purple blooms, violets are a beautiful flower for those celebrating a birthday in February.

When planting, incorporate **Rapid Raiser** or **Seamungus** throughout the soil and water in with **GOGO Juice**.

Once established, an application of **Sudden Impact for Roses** liquid every month will encourage vigorous growth and ensure a bounty of fragrant flowers.



BRACHYSCOME

Commonly known as the native daisy, brachyscome is a genus of about 90-100 species. most of which occur only in Australia.

When planting, incorporating **Seamungus** in the soil will ensure your plant settles well. Choose a sunny or semi-shaded position and once established, fertilise each quarter with **Bush Tucker** and water in with **GOGO Juice**.

Give a light prune after flowering do that your plant stays bushy.

FEBRUARY FERTILISING GUIDE



Year round fertilising for year round health

Like humans and animals, plants require regular feeding throughout the year – at least once in each season.

Happy, healthy, well nourished plants are more resistant to pests, diseases, heat stress and frost.



PLAN AND PREPARE

Browse some catalogues and think about what you may like to include in your autumn garden. This could include new roses, deciduous ornamentals, perennials, bulbs and fruit trees.

Prepare vegetable beds with **Seamungus** and **Cyganic** pellets.





HYDRATE AND FEED

Keep vegetables and herbs well watered. Liquid feed fortnightly with **Sudden Impact for Roses**.

Top up with **Whoflungdung** if required to help retain moisture and improve nutrient uptake.

Check for signs of insect attack and remove as required.



FLOWERING ANNUALS

Trim flowering annuals now to encourage stronger flower buds for a floriferous autumn.

Feed with **Strike Back for Orchids** or **Sudden Impact for Roses** liquid.

Feed fortnightly for a final flush of flowers.




ROSES

Dead head roses, and if they've not already been fed for their autumn flush, now is the time!

Given our humid summer, water earlier in the day so that foliage does not remain damp overnight.

Fertilise with **Sudden Impact for Roses** pellets and water in with **COCO Juice**.





NATIVES

Feed your plants with **Bush Tucker** liquid which is boosted with bacteria and fungi to increase disease resistance, which will be a good defence against the humid conditions.

Bush Tucker is also available in pellet form, providing the same nutrition in a slow release form.



INDOOR PLANTS

Fertilise your indoor plants using **Strike Back for Orchids** liquid.

If you are sensitive to aroma, you may wish to consider moving your plants to a cool and sheltered outdoor area for a couple of days post-fertilising. Alternatively, apply at half strength.



OUTDOOR PLANTS

Monitor your garden for any stressed plants, shrubs and trees.

Treat with **POPUL8** to encourage a diverse range of beneficial bacteria and fungi into your soil.



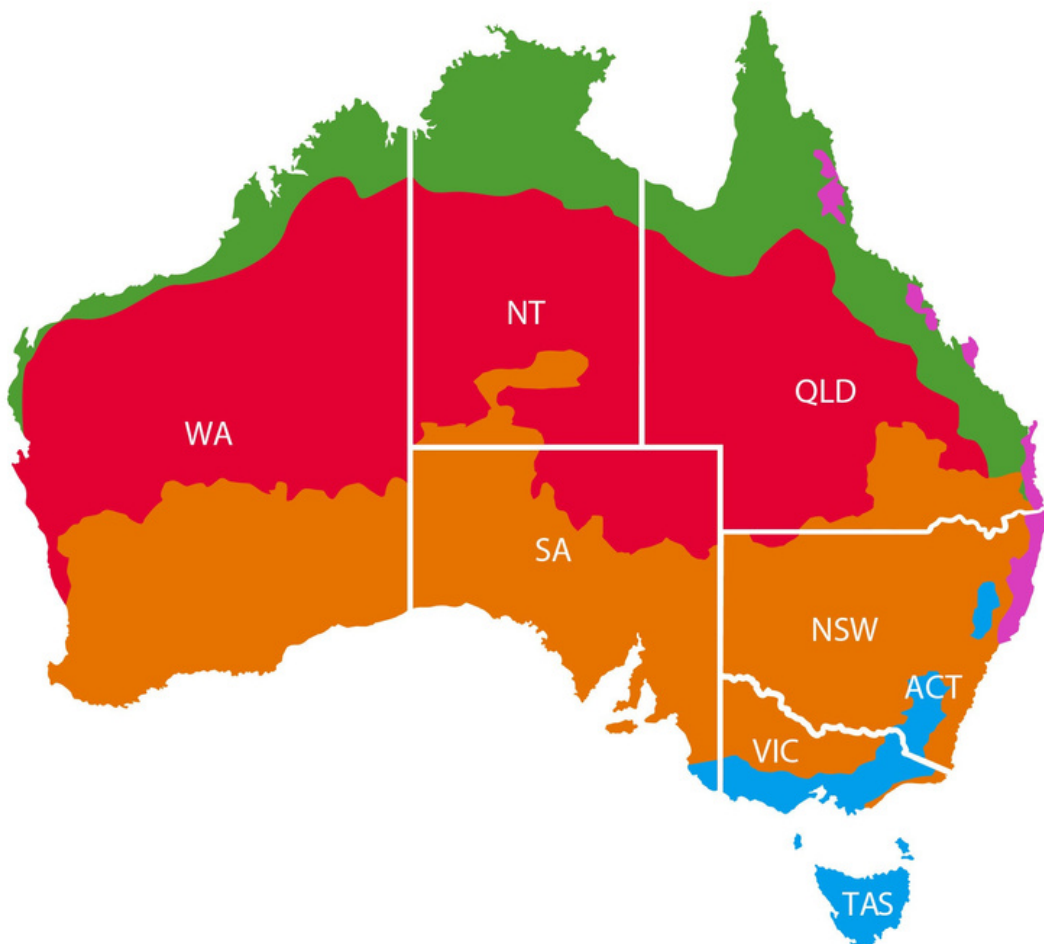
POTTED PLANT FERTILISING GUIDE

All potted plants will benefit from year round fertilising to keep them thriving throughout each season. Application rates differ depending on the size of the pot you are using, so to make it easier for you, Neutrog have put together the basic guide below.



Pot Size	40"/100cm	30"/76cm	20"/50cm	12"/30cm	6"/15cm
Strike Back for Orchids:	100g	75g	50g	30g	15g
Sudden Impact for Roses:	185g	135g	85g	45g	15g
Kahoona:	185g	135g	85g	45g	15g
Seamungus:	250g	190g	125g	75g	40g
Bush Tucker:	150g	115g	75g	45g	25g
Cyganic:	185g	135g	85g	45g	15g
Human Beans:	250g	190g	125g	75g	40g

FEBRUARY PLANTING GUIDE



COOL ZONE: Melbourne, Tasmania and Cool Highlands**FRUIT & VEGETABLES**

Beetroot
Brussels Sprouts
Capsicum
Carrot
Eggplant
Kohlrabi
Leek
Lettuce

Onion
Parsnip
Spinach
Swede
Turnip

HERBS

Basil
Chives
Coriander
Marjoram
Mint
Oregano
Parsley
Tarragon

FLOWERS

Ageratum
Alyssum
Cineraria
Forget Me Not
Lupin
Pansy
Primula
Wallflower

WARM ZONE: Sydney, Perth, Adelaide and Inland NSW/VIC**FRUIT & VEGETABLES**

Leek
Lettuce
Silver beet
Spinach

HERBS

Parsley
Watercress

FLOWERS

Ageratum
Dianthus
Pansy
Viola

HOT ZONE: Arid or Outback Areas including Geraldton, Warburton and Mt Isa**FRUIT & VEGETABLES**

Capsicum
Chilli
Leek
Silver beet

HERBS

Lemongrass

FLOWERS

Marigold
Sunflower

TROPICAL ZONE: Broome, Darwin and Townsville**FRUIT & VEGETABLES**

Artichoke
Beetroot
Capsicum
Cucumber
Eggplant
Lettuce
Radish
Tomato

Eggplant
Radish
Rockmelon
Sweet Potato

HERBS

Basil
Coriander
Ginger
Mint
Oregano
Parsley

FLOWERS

Balsam
Celosia
Cockscomb
Coleus
Sunflower
Vinca

SUB-TROPICAL ZONE: Byron Bay, Brisbane and Rockhampton

FRUIT & VEGETABLES

Beans	Silver beet
Capsicum	Spring onion
Celery	Sweet corn
Cucumber	Sweet potato
Eggplant	Tomato
Lettuce	
Onion	
Potato	

HERBS

Basil
Chives
Coriander
Lemongrass
Mint
Parsley
Tarragon

FLOWERS

Ageratum
Balsam
Celosia
Coleus
Impatiens
Salvia
Sunflower
Zinnia

KEEP IN TOUCH

Stay in the loop with all things Neutrog by following our Facebook and Instagram pages. We are always posting about seasonal gardening and fertilising tips to help you on your gardening journey.

Learn more about the products mentioned in this guide by visiting our website.

www.neutrog.com.au