

JUNE IN THE GARDEN WITH NEUTROG



NOW AVAILABLE
IN BUNNINGS

JUNE BIRTH FLOWERS

Just like birthstones, birth flowers are symbolic of the month we're born in, and each one carries a special meaning. Roses are the birth flower for June and the native birth flower is Hardenbergia.

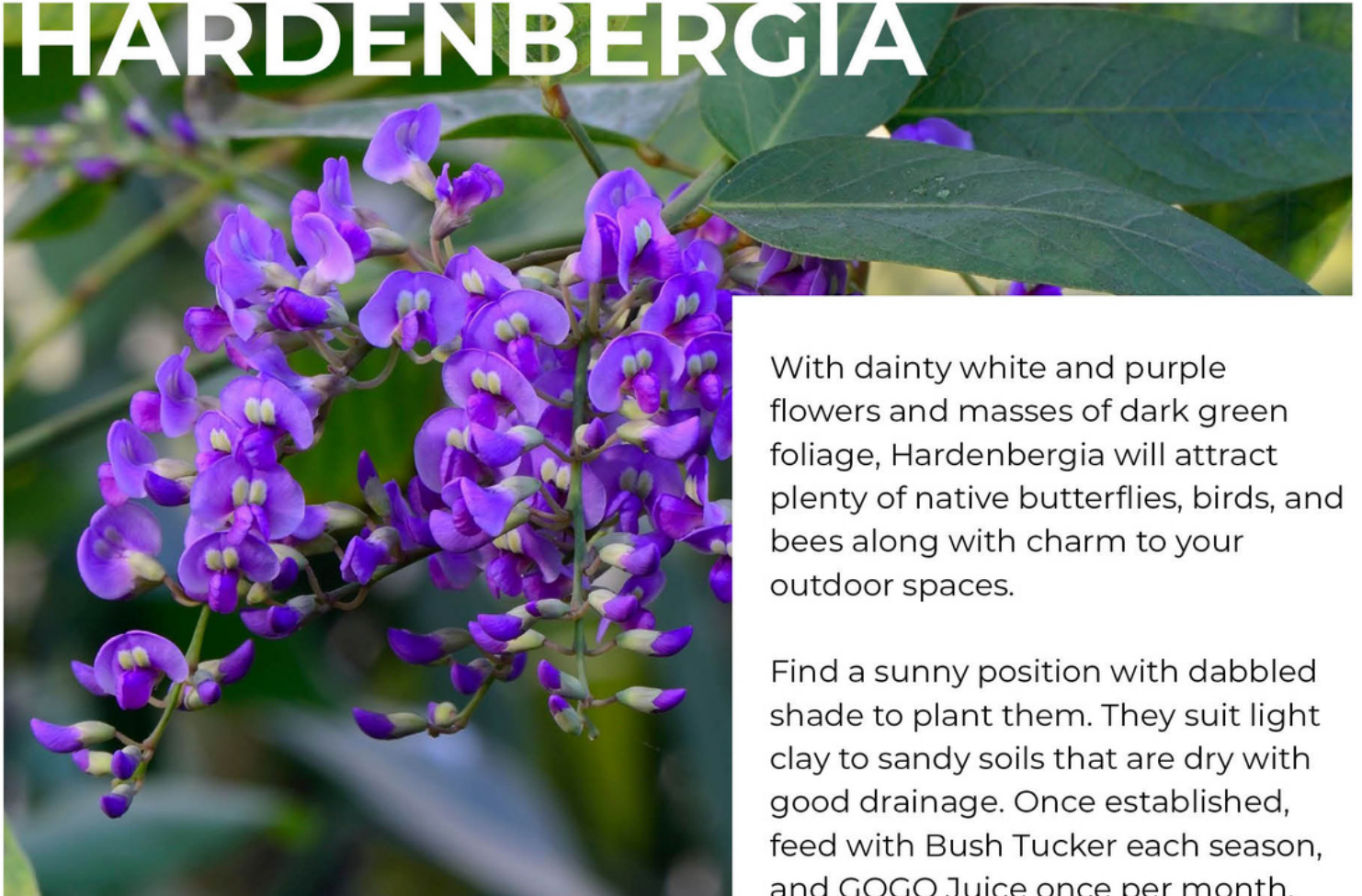
ROSES



Roses are known as the 'Queen of Flowers', loved and treasured all over the world. This woody perennial flowering plant is admired and grown for its beauty and fragrance.

You have the choice to plant potted roses year-round or bare-rooted roses from now until the end of July. Roses prefer a rich, loamy soil or a high-quality potting mix, and a feed with Sudden Impact for Roses every 8-10 weeks throughout the growing season.

HARDENBERGIA



With dainty white and purple flowers and masses of dark green foliage, Hardenbergia will attract plenty of native butterflies, birds, and bees along with charm to your outdoor spaces.

Find a sunny position with dabbled shade to plant them. They suit light clay to sandy soils that are dry with good drainage. Once established, feed with Bush Tucker each season, and GOGO Juice once per month.

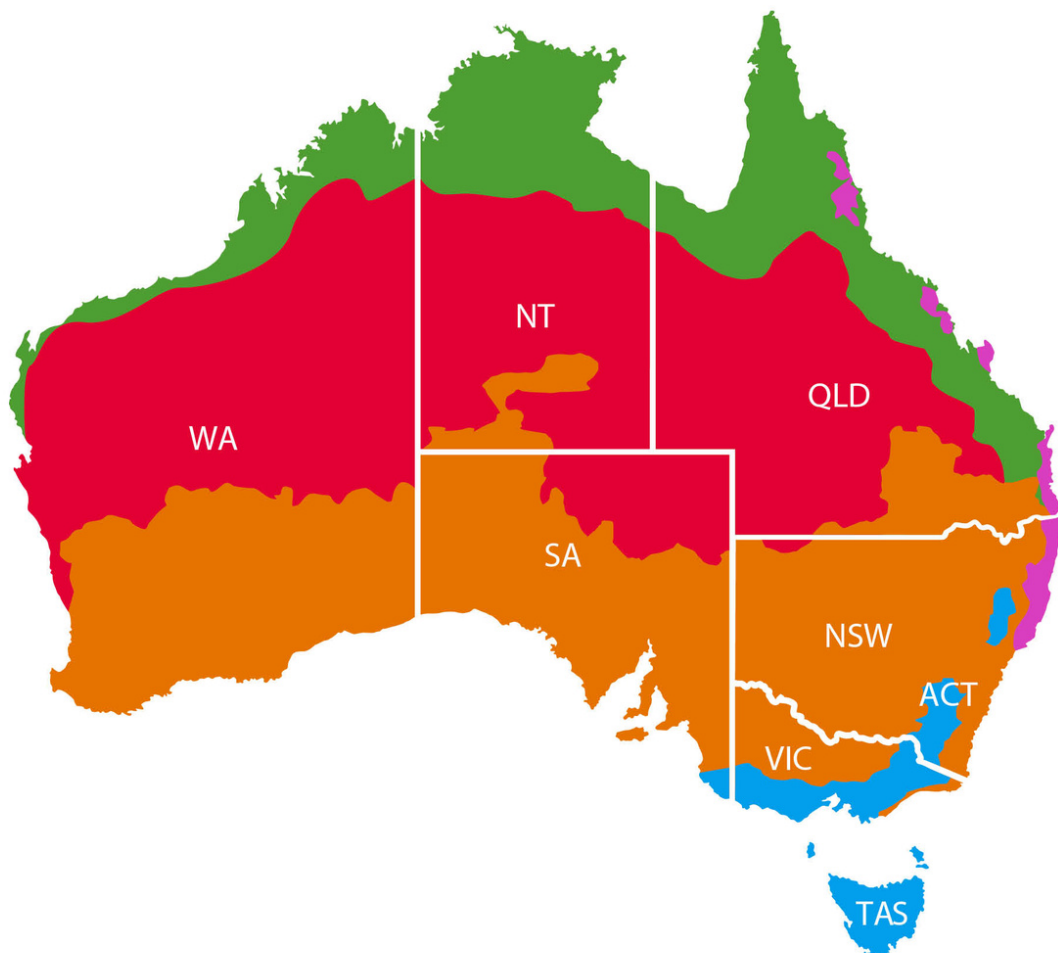
PLANTING IN JUNE

Don't forget your garden this winter, as while it seems there is very little happening above the soil, there is still plenty happening below the surface.

Equip your garden with biological products rich in seaweed, kelp and beneficial bacteria and fungi to ensure a thriving display once spring comes around. Seamungus and GOGO Juice are ideal for use in winter to help your plants resist frost, pests and disease as well as conditioning the soil and encouraging root growth.

Additionally, adding a layer of Whoflungdung to your garden at this time of the year will act as a 'blanket', protecting the plant roots while regulating soil temperature, improving soil structure with organic matter, and preventing erosion from heavy rain.

Seamungus, GOGO Juice and Whoflungdung are also our planting trifecta to give your plants the best start in their new home.



COOL ZONE

(TASMANIA, ACT, MELBOURNE, BALLARAT, BENDIGO, GEELONG & MOUNT GAMBIER)

FRUIT & VEGETABLES

Asparagus
Cabbage
Carrot
Cauliflower
Celery
Chinese Cabbage
Endive
Leek
Lettuce
Onion
Peas

HERBS

Chives
Garlic
Mint
Parsley
Shallots
Thyme

FLOWERS

Cineraria
Delphinium
English daisy
Foxglove
Hollyhock
Larkspur
Lobelia
Nemesia
Pansy
Polyanthus
Poppy

WARM ZONE

(SYDNEY, PERTH, ADELAIDE, INLAND NSW & VIC AND PARTS OF MELBOURNE)

FRUIT & VEGETABLES

Asparagus
Bok Choy
Blackberries
Broad Beans
Cabbage
Cauliflower
Onions
Raspberries
Rhubarb
Spinach

HERBS

Coriander
Cress
Dill
Garlic
Lemon balm
Mint
Mustard
Oregano
Parsley
Shallots

FLOWERS

Canterbury Bells
Cineraria
Clarkia
Hollyhock
Larkspur
Lobelia
Polyanthus
Stock
Verbena
Sweet William

HOT ZONE

(ARID OR OUTBACK AREAS INCLUDING GERALDTON, WARBURTON, MT ISA & LONGREACH)

FRUIT & VEGETABLES

Artichoke
Asparagus
Broad Beans
Brussels Sprouts
Carrot
Parsnip
Peas
Potato
Pumpkin

HERBS

Chives
Dill
Fennel
Garlic
Mint
Parsley
Rosemary
Thyme

FLOWERS

Balsam
Carnation
Celosia
Chrysanthemum
Gaillardia
Geranium
Impatiens
Nasturtium
Petunia

TROPICAL ZONE

INCLUDING BROOME, DARWIN & TOWNSVILLE

FRUIT & VEGETABLES

Bok Choi
Capsicum
Cucumber
Eggplant
Kale
Passionfruit
Peas
Pumpkin
Strawberries
Sweet Corn
Tomato

HERBS

Dill
Coriander
Garlic
Marjoram
Mint
Oregano
Parsley
Sage
Rocket

FLOWERS

Canna
Carnation
Celosia
Coleus
Dianthus
Gaillardia
Impatiens
Nasturtium
Torenia
Verbena
Zinnia

SUB- TROPICAL ZONE

BYRON BAY, BRISBANE AND ROCKHAMPTON

FRUIT & VEGETABLES

Bok Choi
Carrot
Kale
Leeks
Passionfruit
Silverbeet
Snow Peas
Spinach
Spring Onion
Strawberries
Tomato

HERBS

Comfrey
Cress
Dill
Fennel
Garlic
Lemon Balm
Marjor
Parsley
Rocket
Rosemary
Thyme

FLOWERS

Calendula
Cosmos
Delphinium
Dianthus
Impatiens
Pansy
Phlox
Portulaca
Salvia
Verbena
Viola

FERTILISING IN JUNE



**Year round
fertilising for
year round
health**

Like humans and animals, plants
require regular feeding throughout the year
– at least once in each season.

Happy, healthy, well nourished plants are more
resistant to pests, diseases, heat stress and frost.



FEED YOUR NATIVE PLANTS

Many native plants flower in winter. Feed now with Bush Tucker for a stunning winter display. Water in with GOGO Juice.



CARING FOR YOUR SOIL

It is important to consider your soil during winter. Apply Seamungus or Rapid Raiser to increase the health of your soil. Many plants are not actively growing, but; caring for the soil now, will ensure that come spring, the garden will take off beautifully.




PLANT YOUR VEGETABLES

Plant garlic and other winter vegetable crops. Add Human Beans throughout the garden bed. The composted poultry manure and composted coffee grounds is an excellent combination, ensuring a great result for your veggies. Water in well using GOGO Juice.



ADD TO YOUR COMPOST

Clean the gutters free from autumn leaves. Add those leaves into the compost bin and water in with GOGO Juice.



PRUNING

The next two months are perfect for pruning your deciduous fruit trees. Apply Seamungus or Rooster Booster around the drip line. Water in with GOGO Juice.



RELOCATE CYMBIDUM ORCHIDS

If you've not already done so, move your cymbidium orchids into a protected, sunnier position for the winter and early spring. They will thrive with the extra light. Feed monthly with Strike Back for Orchids pellets.



NEUTROG POT GUIDE

All potted plants will need a feed to keep them thriving throughout the year.

Application rates differ depending on the size of the pot you are using, so to make it easier for you, we have put together this basic guide.



Pot Size	40"/100cm	30"/76cm	20"/50cm	12"/30cm	6"/15cm
Strike Back for Orchids:	100g	75g	50g	30g	15g
Sudden Impact for Roses:	185g	135g	85g	45g	15g
Kahoona:	185g	135g	85g	45g	15g
Seamungus:	250g	190g	125g	75g	40g
Bush Tucker:	150g	115g	75g	45g	25g
Gyganic:	185g	135g	85g	45g	15g

KEEP IN TOUCH

Stay in the loop by following us on Facebook and Instagram to stay up to date with all things gardening and fertilising.

To learn more about our products, visit our website by clicking the button below.