



The Pooh Bah News



Dear Pooh Bah Club subscribers,

Welcome to 2023!

Throughout the last year it has been a pleasure for us to be able to share so many incredible stories from gardens and garden projects from all around Australia, and to celebrate the new year, we take a look back at some of these in our 'New Year 2022 Highlight' newsletter.

We hope you enjoy this newsletter, and be sure to keep an eye out for our 'February in the Garden' guide for information about all things planting and fertilising for the warm weeks to come.

We encourage you to visit our social media pages for more news and stories, and be sure to invite your friends to join the 'Pooh Bah Club' by forwarding this email so they can also enjoy this newsletter.

Happy gardening!
The Neutrog Team




Photo of the Month / 2022 Rewind!



FEBRUARY
A Blooming Corpse Flower

Known for its rare blooms, towering height and pungent odour, the infamous Corpse Flower (*Amorphophallus titanum*) is a sight to behold. The Mount Lofty Botanic Garden houses a collection of these plants behind the scenes for global research and conservation, and the team there were treated to a bloom late last year.



MARCH
Oncidium Orchids with Brian Nitz

Brian Nitz JP FRVAHJ is a long term and highly respected member of the Melbourne Eastern Orchid Society which is the oldest orchid society in Victoria. Bryan grows a number of different orchid species including Oncidiums, for which he has kindly provided our readers with detailed information about with his tips for growing success.



APRIL
Hiromi's Garden Flowers

In honour of dahlia season, we got a beautiful look at Hiromi Waring's cut flower garden and the thriving dahlias. All of Hiromi's cut flowers are fed with Sudden Impact for Roses to achieve strong and healthy blooms for her floristry business.



MAY
Smokin Heights Iris Farm

This shared the story of Melissa Schiller's picturesque bearded iris farm in Kapunda named 'Smokin Heights'. Melissa is a member of the Iris Society of South Australia and her garden is a beautiful representation of her passion and expertise for irises.




JUNE
People's Choice Rose 2022

In April 2022, the The National Rose Trial Garden of Australia Inc. held their annual Peoples Choice Weekend in the Adelaide Botanic Garden, an event that Neutrog has proudly supported for many years. This year over 550 people visited the National Rose Trial Garden of Australia to cast their vote. The winning rose (pictured) was rose number 4 exhibited by Treloar Roses.




JULY
Orchid Club of SA Autumn Show 2022

For our photo of the month for July, we couldn't go past these photos provided by Trevor Garard of the entrants to the Orchid Club of South Australia's Autumn Show and Festival of Flowers. A total of 72 vibrant orchids were entered by OCSA members for judging and display, and as you can probably tell by this photo – the competition was stunning!



AUGUST
Birds Galore with Angus Stewart

Our photo of the month for August was a video provided by native expert, Angus Stewart from his home garden in Tasmania. Keen to introduce a wider variety of native wildlife into his garden, in 2021 Angus planted a native wildflower bed surrounding a birdbath created by Mallee Design which resulted in a lot of activity.




NOVEMBER
POPUL8 Trial on Strawberries

All new products developed by Neutrog go through extensive testing and trials to understand their capabilities in the garden, and it is not uncommon for some of our Neutrog team members to conduct their own trials. This photo shows some exciting results from using POPUL8 on strawberry plants.



SEPTEMBER
Spot the Neutrog Truck!

For anyone that resides in South Australia's Adelaide Hills and surrounding areas, you may have come across the Neutrog branded Crest trucks once or twice along your travels. It seems the Crest team also make for wonderful photographers, capturing images like this one along their travels.



OCTOBER
Lights... Camera... POPUL8!

While filming for an episode of Channel Nine's 'Outdoors Indoors', Kim Syrus was accompanied by Kenny the Golden Retriever who was clearly camera ready. The episode aired in the beginning of November, which you can view on our YouTube channel.



DECEMBER
Wreath Lechenaultia by Angus Stewart

Native expert, Angus Stewart says, "Those who tour the Western Australian outback in spring looking for spectacular wildflowers are drawn to the Wreath Lechenaultia, a very unique species that grows in a circular ground covering habit and flowers on the edge of that circle to create an amazing botanical 'wreath'."



Could yours photo be next?

If you have a photo that you think would make a great addition to our Photo of the Month segment, please send to info@neutrog.com.au

Bostonvista Garden / An Artwork by Karen & Richard Miels



Based in Port Lincoln, South Australia, Karen Miels and husband, Richard, have had to adapt to challenging coastal conditions to achieve their ideal garden.

Karen and Richard purchased the elevated Eyre Peninsula property eight years ago and have since built their home and created the stunning 'Bostonvista Garden' with 200-degree views over Boston Bay.

Karen is the Secretary of the Rose Society of South Australia- Roses on Eyre which celebrated it's 20th anniversary in 2021. As part of the celebrations, members visited a number of open gardens including Bostonvista Garden.

She is a creative at heart and says "I look at it as planting a picture. Gardening is another form of art, just with plants." This speaks true to the way the garden has been designed, with each planting decision made based on the view from the kitchen window.

The garden features over 120 rose bushes, alongside bearded irises, rosemary, lavender, poppies, wattles, fuchsias, bromeliads, begonias, daylilies, and cannas. Greenery is a major element on the property, with a large lawn leading down to the pond. There is also a nearby orchard and vegetable garden.

Achieving the garden was no easy feat, with challenging coastal conditions resulting in flooding when initially building their home. "We have controlled flooding by digging some trenches which lead down to our pond," says Karen.


The area is also granite based, with 600 tonnes of rock excavated during construction of the house. "You can swear at granite (lots!) or use it as a resource; we have done both and have been pleased that we have been able to use over 3000 tons of it structurally and creatively."





To keep the garden in top condition, Karen and Richard use a variety of inputs. "I use Seamungus, Sudden impact for Roses and Meatworks Blood & Bone for the roses, Hibiscus and Irises. Bounce Back is applied as a general fertiliser for the fuchsias and the veggie patch, Gyganic for the fruit trees, and Bush Tucker for the natives."

In the veggie garden and orchard Richard's number one tip is to soak seeds and seedlings with GOGO Juice before planting - by doing this, Rick finds the young plants are much more vigorous and healthier to start with. Karen also does this with new plantings, including bare rooted or potted roses.



To learn more about Bostonvista Garden, [CLICK HERE](#) to view their Facebook page where Karen regularly posts photos from the garden as it grows through the seasons.

Mandalay House & Garden / From Bare to Bloom



If you were to visit the beautiful establishment that is Mandalay House and Garden, it is difficult to imagine that only 20 years ago the space was nothing more than a naked stone homestead among a bare and dusty paddock. It is an image that owner, Deborah Schultz, will never forget as she walks among the property now full of greenery and life.

Mandalay House & Garden is situated in Petwood, South Australia, and since it was purchased in 1996 it has since transformed into a flourishing wedding venue.

"My late husband, Barry, and I were absolute novices when we bought the property in late 1996. We had to learn from scratch when it came to fencing and cattle grids, bore drilling, dam rebuilding and the numerous other tasks that had to be completed before we could even think about starting a garden," says Deb.



"My initial garden design was centred on the little pond and bowled fountain that we purchased at 'The Flower Garden' at Nairne 19 years ago. All lines in the formal part of the garden radiate from this pond circle, thus linking the straight lines that emanate from the house windows and the pre-existing diagonally placed tennis court base."

Deborah's experiences have been captured in the garden, including a visit to Italy which inspired the addition of olives and pencil pines. The garden's Mediterranean character was further brought to life with hedges, rosemary, lavender and beautiful stone walls and edges.



Water was a significant consideration, especially in its early days, so plenty of hardy Mediterranean, South African, Mexican and Australian native plants were chosen for their ability to withstand the dry conditions.

Most of the initial establishment of the garden was carried out by Deborah and Barry, but as the garden has increased, so to has the level of maintenance needed to keep the garden in top condition. Deborah's sister, Donna Hughes and her partner Kumiko Hayashi play a major role in caring for the garden. "They are my most trusted advisors, interrogating all decisions whether aesthetic or practical." Many hands have contributed to the garden over the years, bringing it to where it is today.

The dry conditions in Petwood proves a challenge for gardeners, which is why high quality biological inputs are necessary for a flourishing garden. Neutroq products have been utilised at Mandalay House & Garden for over 20 years to keep their garden thriving, including Seamungus Green and Sudden Impact for Roses.



Jurlique / Conscious Beauty Through Biodynamic Farming



Jurlique are well known across the globe for their earth-friendly and luxurious skin care products, earning them a reputation as pioneers of holistic and conscious beauty. Nature is at the heart of everything they do as they endeavor to connect people back to nature with their products produced sustainably and biodynamically.

They have carefully chosen over 30 botanicals such as pansies, lavender, elderflower, lemon balm and roses for their skin-benefitting properties for their natural skincare products, all grown on their 105-acre farm in Biggs Flat. These are farmed in the most sustainable way possible with Farm Manager, Cherie Hutchinson noting that, "We ensure that we put more back into the soil than what we take."

Jurlique utilises biodynamic practices, a concept first developed by Austrian scientist and respected philosopher Rudolf Steiner in the early 1900s, harnessing the power of the earth, atmosphere and cosmos to create a balanced, fertile, and healthy ecosystem. They use the biodynamic (Astro) calendar to determine when to plant, cultivate or harvest crops based on the phases of the moon and the zodiacal constellation the moon is passing through, which affects the plant growth through its pull on water.





he soil is viewed as a living organism, and by providing a base rich in organic nutrients and microbes they can ensure healthy, thriving plants. Farm Production Manager at Jurlique, Cherie Hutchinson says,

“We have found for our roses, that by using Seamungus at planting at the start of spring and a second application in February with Rapid Raiser, has aided us to ensure healthy crops and soil all while complementing our biodynamic production methods. The added inputs boost their growth, bringing on beautiful flushes creating more yield.”

The connection between their products and the plants is always evident, and to give customers an insight into how their products are made, they offer the general public tours of their farm. Learn the history of Jurlique and their processes ‘from seed to skin’ in this behind-the-scenes tour of Jurlique’s stunning farm in the Adelaide Hills. Tours are offered 10am Monday – Friday, 2pm Thursday – Friday, and 11am Saturdays. Click the button below for more information and to book.

While you’re there, pop into their farm shop and view their range. Open 9am – 4pm Monday to Friday and 10am – 4pm Saturdays.



Buttenshaw Backyard Farm / Protecting Australia's Seed Diversity



The best part of having a garden is being able to make the space truly yours, whether that be a productive vegetable patch, an impressive entertaining area or even a plain patch of lawn. Natalie Buttenshaw's garden is the perfect example of this, after taking a 2800 square metre block and turning it into a vegetable garden unlike any other.

"I became involved in gardening when I was at university. It was the first time I had lived away from home and my father and grandfather always had extensive vegetable gardens. Not having access to my own fresh fruit, vegetables and flowers really made me realise how much I valued it," says Natalie.

"Once I started gardening it was always difficult to choose between the plants and trees I wanted to grow in the limited garden space I had available. After moving house multiple times to keep up-sizing our land we finally bought a 2800sqm block which gave me room to grow one of everything I've ever wanted and expand my veggie patch."

"I love being surrounded by insects, animals, and nature, so the idea of having a garden that supported the biodiversity and insect population has been my dream for a long time and is the main driving force behind us running a pesticide-free garden. It has been incredible to watch the huge array of birds, insects, native bees, and animals come into our property as it has become established."





What makes her garden so unique however are the uncommon and, in some cases, rare fruit and vegetable varieties that she has planted. Her focus has shifted to growing varieties that you can't find on a supermarket shelf.

"Protecting our seed diversity in Australia is something really valuable and being able to pass down these unique and unusual heirloom seeds to future generations is one of the only ways we have to guarantee future food security. A lot of commercial growers are looking for characteristics in food which don't necessarily suit the home grower. Commercial growers are growing varieties that all mature at once so that it is easy to harvest, varieties that store well for long periods of time, and highly productive varieties. These characteristics are quite often considered as a higher priority than the nutritional value and flavour of what is grown.

Australia has very few heirloom open pollinated seed producers, with most of our seed being flown in from overseas and with the tightening of quarantine restrictions we really are losing seed diversity. In our garden we grow a lot of rare vegetables through to seed and supply the seed to local seed companies for them to on-sell to backyard hobby gardeners. Seeds acclimate to their growing conditions, so when you buy seeds from plants grown in a similar climate, they will perform better for you.

I love growing my own food and strongly believe that veggie patches, seasonal eating and home composting are some of the biggest things we can all do to make a difference to climate change."



Natalie uses a variety of inputs over her garden to keep it nourished and healthy including Seamungus over the whole garden. She also uses Rapid Raiser, particularly on her garlic crops every 6 weeks from spring to achieve good sized bulbs.

Hiromi's Garden Flowers / Growing the Perfect Bunch



Dahlia season is here, and what a beautiful season it is! Dahlias have a reputation for creating stunningly colourful displays both in and out of the garden, and if you haven't already, you should soon see them making an appearance at your local florist. These flowers are a gardener's dream and a florist's friend when creating the perfect arrangement, with blooms of all sizes in every hue imaginable.

Hiromi Waring from Victoria has a range of dahlias in her cut flower garden that are currently thriving, and she kindly shared with us her journey to creating her business 'Hiromi's Garden Flowers'.

After marrying an Australian man and moving from Japan to Australia, Hiromi has led a busy life raising her three children, driving them to school, soccer practice, swimming, piano lessons and ballet, leaving little time for herself. Her children are now all grown up, leaving Hiromi to finally let her passion for gardening 'bloom'.

"I have always been interested in flowers... The more flowers I grew the more I wanted to learn, so I started watching a lot of YouTube garden channels and reading blogs, books and newsletters (including The Pooh Bah News of course!)" says Hiromi.

With endless learning resources at her fingertips, Hiromi came across the founder of Floret Flower Farm, Erin Benzakein, and became more inspired than ever to grow her own cut flowers. "Reading her books and taking her course was the best thing I have ever done! I learnt about achieving good soil health, how to grow different varieties of flowers, how and when to cut them, and how to run a business."






Since investing in her knowledge of flower growing, Hiromi has spent the last couple of years establishing her cut flower garden and has recently started her own small business called 'Hiromi's Garden Flowers'. Hiromi creates beautiful flower arrangements that make the perfect gift for any celebration using blooms grown herself.

Each season paints a different picture in her garden, and currently dahlias are the star of the show. Hiromi also has zinnia, cosmos, scabiosa, roses, celosia, amaranthus, Japanese anemone, hydrangea, black-eyed susan, echinacea, larkspur, delphinium just to name a few. She also grows a range of natives including leucadendrons and proteas.

To achieve such a floriferous garden, Hiromi uses Seamungus at planting and when turning over the soil in preparation for new plants, when she also adds Rooster Booster, GOGO Juice, manure and compost for a well structured soil. All flowers are fed with Sudden Impact for Roses to ensure they are receiving the appropriate nutrients needed for strong, quality blooms.

"Having these trusted gardening products gives great confidence to a small grower like me. I am only new to the world of gardening, but I am absolutely in love with flowers. It is such a joy to grow flowers, arrange them and give them to people. Flowers have such a power to make people so happy."



Harvest the Fleurieu / Producing a Healthy Strawberry Patch



At the end of 2021, data indicated that when it comes to berries Australians are most fond of blueberries and of course, the humble strawberry.

'Pick Your Own' strawberry patches are a lovely way to connect with growers and pick quality fresh produce straight from the crop. Family business, Harvest the Fleurieu have a fantastic Pick Your Own field that has grown into a tourism hub worthy of a visit.

Harvest the Fleurieu belongs to the Sherry family who started their farming journey on a family property in Blewitt Springs originally purchased by Stanley Sherry after the second world war. His son, Brenton, started working the land as soon as he could hold a pair of snips in his hands before studying at Roseworthy College where he discovered his passion for agriculture and business.

Since 1987, Brenton and his wife Vanessa have been growing strawberries and selling the produce to local shops and markets. They quickly developed a reputation for growing high quality produce, increasing demand and enabling them to expand their operation. 65HA of land at Kuitpo was purchased, an expansion which allowed them to accommodate interstate markets.

Vanessa and Brenton continue to pour their heart and soul into the Harvest the Fleurieu operation but are slowly handing over the reins to the next generation Adam, Megan & Ryan. Growing up in and around the strawberry patch, the siblings are staying true to their strawberry roots but also diversifying to ensure the future of this small family business, with 'quality over quantity' as their family motto.



Harvest the Fleurieu rely on well-structured soils high in beneficial microbiology and crop rotation to achieve highly productive crops to satisfy the popular 'pick your own' market and to continue to provide a high standard of produce for their on site market shop.

Megan Sherry says "We put a lot of care and planning into the way we operate and a critical part of that is care of the soil. To that end, we had Neutrog make up a special custom blend for us, based on Rapid Raiser. Growing a high-quality strawberry product is something which we are all extremely proud of and the use of a premium biological fertiliser is a critical part of what we do".

Ryan Sherry is the Farm Manager at Harvest the Fleurieu, had this to say about Rapid Raiser:

"Rapid Raiser has been huge for the patch at Mount Compass. The new plants seem to be fruiting earlier, which is great because the earlier we can get customers into the patch and picking the fruit - the better."



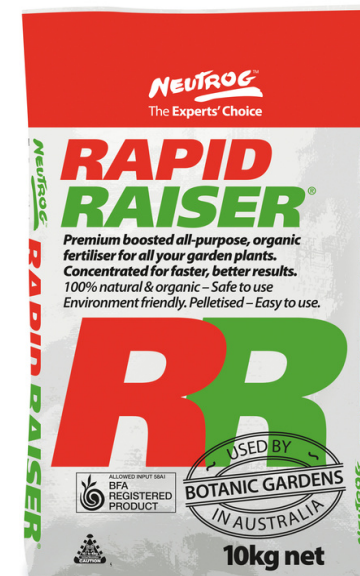
APPLICATION RATES

Fruit Trees: Apply 60g to the bottom of the hole at planting, and 500g per tree per year of growth throughout the year.

Vegetable & Flower Beds: Apply 150g per square metre prior to planting, 100g per square metre every six weeks during the growth period.

Roses: Apply 150g per plant every 10-12 weeks throughout the year.

Pots: Apply 30g per 8 inches around the outer rim every 6 weeks with relative increases/decreases.



Living Areas / Luxury Landscaping with Quality Products



Based in Belrose in Sydney, Living Areas was created by Matt and Georgina through the love of the outdoors and the garden. Both with a passion of the garden and entertaining, they took Matt's 20 years of experience in the Landscape industry and Georgina's business knowledge and love of creating a styled outdoor space, to bring their clients a unique and reliable landscape company.


"Matthew and I started Living Areas in 2015 when I was pregnant with our second child, Lily, and Matt was working for a landscape construction business in a maintenance manager role. Matt is qualified in landscape construction and has a love and passion for the garden that is so uplifting it makes everyone smile. He loves the complete juxtaposition that the garden brings, so full of life yet tranquil and calm and is constantly inspired by the architecture of nature and its ability to completely transform the harsh modern world we surround ourselves with" says Georgina.

With Matt's enviable passion for outdoor spaces and Georgina's interest in business development, they founded a business encompassing each of their passions perfectly.



"We both agreed it was not going to be "just another landscaping business" and that we were determined to lift the perception of trade from the unreliable to the skilled, professional, and trustworthy. So Living Areas was born, and so too was our daughter Lily not long after, in fact Matt left me in the hospital to quote a job!"





Their aim has been to become the premium choice for garden maintenance and landscaping services, not due to elaborate budgets, but because they treat each client's garden as their own and respect that people choose to spend their hard earned money on their services.

"As we further developed this concept and created relationships, we found a niche in upgrading for sales in the high end of the property market and with this formed connections with stylists such as Coco Republic. This led to the array of services we have available today such as plant rental, upgrades for sale, balcony and courtyard designs and our new online store."

With a focus on quality and reliability, Living Areas has maintained its loyal clientele from its humble beginnings and continues to grow, always keeping that "small business" touch in everything they do.

Quality designs and services call for quality products, and that's where Neutrog comes in. "We love Sudden Impact for Lawns and all other Neutrog products as they not only do what they say they should, but they are completely aligned with our company values in providing a quality product for a fair price."



APPLICATION RATES

Sudden Impact for Lawns + POPUL8 is a dual-purpose product designed to both stimulate growth and simultaneously fight pathogenic disease on all types of lawns, hedges and trees.

Established Lawns: Apply at 50gm per square metre and water in well. Apply every 6-8 weeks throughout spring, summer and autumn. Apply Neutrog's Blade Runner or Seamungus in winter.

New Lawns: Apply 100gm per square metre. If preparing soil prior to seeding or laying of new turf, apply Rapid Raiser or Seamungus.

Non-flowering Plants: Apply 50gm per square metre and water in well. Apply every 6-8 weeks throughout spring, summer and autumn. Apply Neutrog's Blade Runner or Seamungus in winter.

Canna Lillies / A Vibrant Tropical Delight



Canna Lilies or 'Cannas' are a beautiful plant to add some colour to your garden display. With blooms in vibrant pops of red, orange, yellow and pink shades and deep green foliage, they make perfect tropical backdrop or border.


Glen from the southwest of Victoria is a breeder of new cannas and has had a vast array of many different canna cultivars over many years and he contacted us to relate his experience in transitioning to Whoflungdung for the mulching of his garden beds.


Glen's property is next to a volcano, so the soil is already very good. "I had read a bit about Whoflungdung and actually used it last year in minimal quantities on another area of the garden.

And after the results I got from using it, this year I went all out and purchased a pallet load to repeat the results! I don't use any other products but have access to chicken manure and straw which I use on other parts of garden. Never have I seen them look so healthy and flower so well.

They are dramatically early, and I have never seen the like in my 30 years of growing cannas. The foliage looks so healthy and the colours are really standing out."

Glen's nature strip even got the Whoflungdung treatment and he comments, "My nature strip gets pretty hot and dry. It gets minimal water and I have chosen plants that can stand up to heat and adding the Whoflungdung seems a perfect partner. Thanks so much for making this product. I think I will be purchasing three pallets of it next year and I will extend the growing area!! I am only a small grower and seller but expanding."






Cannas are a tropical perennial plant which can grow in a wide range of climates. They tolerate many soil types but will really perform when Rapid Raiser or Seamungus are incorporated throughout the soil when planting.

When planting, plant the rhizome just below the surface. Cannas come in several sizes and are ideal screening plants and also look fabulous when planted en masse. In a colder climate they will die back, whereas in tropical areas they will generally remain evergreen. Keep them well watered and a regular liquid feed with Strike Back for Orchids liquid or pellets and you will be well rewarded.

If you'd like to contact Glen to find out more about his beautiful flowers, you can do so by clicking the green button below.



If you'd like to contact Glen to find out more about his beautiful flowers, you can do so by [CLICKING HERE](#).

Next Month / Keep In Touch Until February!



In addition to our newsletter there are plenty of ways to keep in touch with us or to find out more. Below you will find link buttons to our Neutrog TV page (which is hosted by Youtube) where you can find a range of video's as well as copies of Dr Uwe's weekly chats with Graham Ross.

On Facebook we regularly post gardening tips, stories from gardeners who use Neutrog products to stunning effect, like Mandy at Bremerside Iris Farm. We also feature staff news and videos from around the site. If you visit the page, make sure you click Like and Follow to ensure you keep seeing all the updates.

See you in February!
The Neutrog Team

Our Partners

Over the years Neutrog has collaborated with many plant societies that have trialled and subsequently endorsed some of our products. These product endorsements provide retail staff and home gardeners with the confidence to use and recommend Neutrog products.

With a combined membership base of over 10,000, some of these endorsing societies include (click on a logo to head to their website):



and The Orchid Club of South Australia.

We never have enough room in our newsletters to share all of our inspirational stories and tips from our gardening community, but they do appear on our Facebook and Instagram pages regularly...why not join us there?

