




The Experts' Choice



# e-feedback

YOUR REGULAR GARDENING NEWS FROM NEUTROG

EDITION #5



Emu Valley  
Rhododendron  
Garden  
Tasmania



Dr Uwe  
R&D : Q&A



BUSH TUCKER  
UPDATE



next



Mobile  
Spring  
Clean



Extending the life  
of Cut Flowers with  
Kelvin Trimper



# Emu Valley Rhododendron Garden Tasmania



*A stunning Rhododendron receives some TLC*

Situated on Tasmania's north-west coast, 8kms from the town of Burnie, is the internationally acclaimed, Emu Valley Rhododendron Garden. The garden covers eleven hectares with extensive landscaping including lakes, waterfalls, bridges, gazebos and walking tracks.

In 1977, members of the newly formed Rhododendron Society, in northwest Tasmania, started looking for a block of land suitable to start a new garden. The object? To display species and hybrid rhododendrons in a woodland setting and to create a

gene pool of available material for scientific research and hybridizing.

A site was found, and in 1981 the Australian Rhododendron Society National Council members were invited to plant the very first rhododendron. It was called 'Golden Dream' – for that is just what it was; a dream the garden would become a reality.

Celebrating its 35th birthday this month, the garden now boasts over 22,000 plants with the most incredible colour range to fascinate and interest all gardeners.

In addition to the amazing array of rhododendrons, there are glorious azaleas, camellias, wonderful ornamental trees such as paulownias and to top this off - incredible cherry blossoms.

Emu Valley is sited on an amphitheatre. The soil is rich and volcanic. The walls slope into a large stepped basin, fed by natural springs which form a series of lakes. Part of the interest of this garden is that plants are displayed in 'countries' from which the wild

rhododendrons originate with authentically constructed rooms and structures to suit.

The rhododendrons are at their peak from September to November, however, this truly stunning garden provides year round interest. Autumn is a delight with the full colour spectrum of ornamental deciduous trees and even in winter, there is plenty of native fauna to spot - echidnas, platypus, reptiles and bird life and native flora including glorious tree and fern species. *(cont. next page)*



*Cherry Blossom in bloom - the Rhododendrons are not the only star attractions in spring*



## Emu Valley Rhododendron Garden Tasmania

The gardens are now owned by the members of Emu Valley Rhododendron Garden Inc. As a voluntary organisation, membership is vital to see that the Garden is further developed and maintained for future generations. Members meet socially each month to promote interest in rhododendron and other plants and talks are provided by guest speakers on a range of subjects. Members of the public are welcome to attend.

Horticulturist, Juanita Wood works with the team of volunteers to manage this unique garden. Their goal is to develop and maintain what is essentially a plant museum. Many of the rhododendron species grown are currently, or are at risk of becoming, endangered.

Over the last few years, Juanita has been fertilising with Kahoona as it is the perfect food for acid loving plants. She has found that the plants have been

stronger, healthier and more floriferous. Seamungus will be used on juvenile plants next season as well as GOGO Juice to encourage microbial activity.

Each Thursday a dedicated group of volunteers meet to work together. Tasks include propagation of plants, growing plants for sale or for planting out into the garden, establishing new areas and maintaining existing beds.

This garden has it all – perhaps you're looking for a place to volunteer, a wedding or function venue, or an activity to add to your trip to Tasmania's north-west. Whatever your reason, or the season, you will not be disappointed. Emu Valley Rhododendron Garden offers guided tours by arrangement, has disabled facilities and plenty of parking for motorhomes and caravans. For more details visit

[www.emuvalleyrhodo.com.au](http://www.emuvalleyrhodo.com.au) 



Many hands make light work. A team of volunteers assemble to start work with Horticulturist Juanita Wood.

## BUSH TUCKER UPDATE



Developed in conjunction with native plant expert Angus Stewart and soil scientist Simon Leake



Angus Stewart recently visited a cut flower grower trialling Bush Tucker, to have a look firsthand at the results. Here's what Ivan had to say about the product's performance in a commercial growing environment.

"I have been using Neutrog Bush Tucker on a large planting of kangaroo paws and other mixed Australian native plants on our cut flower farm for just over a year now, and we are very impressed with the results that we are getting. We are seeing strong healthy plant growth, and the flower quality and stem length and thickness are putting our flower bunches to the fore in the markets. The results in these pictures speak for themselves!"



prev



next



# Extending the life of Cut Flowers with Kelvin Trimper

Roses are looking fabulous at the moment. Grab a bucket and secateurs, collect your favourites and pop them into a vase for all to enjoy inside. Follow these simple tips to extend the life of your cut flowers.

Cut your roses in the morning or at dusk, take the bucket of water with you, and condition your flowers in tap water or rainwater up to their necks for a minimum of two hours. Carefully remove the thorns from your roses so that you do not rip the foliage.



Kelvin Trimper is the President of the World Federation of Rose Societies, Past President of the National Rose Society of Australia and Life Member of the Rose Society of SA. This is an edited version of an article first published in SAGardens Magazine.

Most people put fresh cut flowers in water to stop them from wilting but if you add a cut flower preservative to the water, such as Floralife or Chrysal Flower Food, available from a florist or florist supplies store, it will help the flowers to stay fresh much longer. Alternatively, it is easy to make cut flower preservative using common household ingredients:

---

*Cut Flower Preservative ~  
2 tablespoons white vinegar  
2 tablespoons sugar  
½ teaspoon household bleach  
1 litre tepid water*

---

Mix the floral preservative using tepid water as it will move into the stems more effectively than cold water. Ensure your vase is clean and trim up the flowers by removing any foliage below the water line. The wet leaves rot and produce microbial growth.

Position your flowers out of direct sunlight to keep them cool. Re-cut 2cm off the stems of your flowers at a diagonal angle to increase surface area and prevent the stems lying flat on the bottom of the container.

Enjoy! **N**



*Addictive Lure  
Trelor Roses*



# What's New at Neutrog?

## New Logo Revealed

Keep an eye out for a new version of the familiar Neutrog logo.



## In Development

The next stage of trialling Neutrog's most recent product in development, has been placed into the expert hands of Rose Society members in each state.

Sudden Impact for Roses Potting Mix is currently undergoing trials by members of The Rose Society of SA, Victoria, NSW, WA and Rose Lovers Association in Queensland. With 100's of members involved, the product will be trialled in a broad range of conditions.

We look forward to their feedback.



Sudden Impact for Roses Potting Mix has been inoculated with eNcase® microbe optimisation technology - more about this in the next newsletter.



Do you have any feedback or questions about our products? Send to [info@neutrog.com.au](mailto:info@neutrog.com.au)

## with Dr Uwe

Dr Uwe has been asked all sorts of questions about GOGO Juice and we thought we would share one with you.

**Q** "I am a horticulture teacher at TAFE, and my students are conducting garden bed trials on a range of products including your "GOGO Juice".

Being most probably a brewed product containing living organisms, I was wondering as to the effect mixing this product with chlorinated town water would have on the microorganism population. Have you done studies on this as most home gardeners in cities and larger towns would be using chlorinated town water?"

**A:** You are not the first person to ask this. We have not as yet specifically tested the effect of chlorinated water on GOGO Juice but we believe that the level of chlorine at the tap is below a concentration to have a significant effect on the microbes. Chlorination of water occurs at the water treatment plant and the level of chlorine is high for obvious reasons. However, by the time the water has travelled to the tap much of the chlorine has already been lost or broken down - one reason why just using tap water alone does not reduce or kill microbes when washing without the use of soap or a disinfectant.

The microbes in GOGO Juice do not appear to be affected by the residual lower level of chlorine and generally, most people mix the GOGO and then use it almost immediately, so the low chlorine should not have a detrimental effect. Once applied to the soil, chlorine will be very quickly neutralised by organic material in the soil. **N**




## Research & Development

Neutrog Australia are pleased to announce the recent appointment of research scientist, Dr Uwe Stroehler Ph.D., to head up the Research and Development Team.

Dr Stroehler's background as a highly regarded scientist together with his expertise in molecular biology will further strengthen Neutrog's position as a leader in the development of biological fertilisers worldwide.

If you missed the Media Release and Dr Stroehler's biography read it [here](#).





# Mobile Spring Clean


The Neutrog staff have had a spring clean riffling through drawers, both at the office and at home, to collect 64 mobile phones for recycling. The phones were dropped off at Zoos SA Monarto Zoo as they are part of joint initiative of the Zoos and Aquarium Association and the Jane Goodall Institute Australia to support the Aussie Recycling Program. This program helps divert phones from landfill and raise much needed funds for primate conservation.

## Did You Know?

Mobile phones and other electronic devices contain coltan, a space-age metal that has allowed devices to become even smaller. About 80% of the world's coltan reserves are located in the Democratic Republic of Congo – home to Gorillas, Chimpanzees, Mandrills and other precious species.

The recycling program has a multi-faceted approach:

- Funds generated through the refurbishment and resale of old phones directly supports primate conservation in the Democratic Republic of Congo
- Components are extracted for spare parts from mobile phones that cannot be re-used
- Older and damaged phones are recycled and the material components are recovered
- Toxic substances in mobile phones are diverted from landfill
- Each phone recycled reduces the need to mine more coltan

For more information about recycling phones you have around your home or office visit the Aussie Recycling Program: [www.arp.net.au](http://www.arp.net.au) 



Neutrog staff Emma and Ellen with a bucket of mobile phones collected for recycling



Feed your lawns now with Sudden Impact for Lawns for a green, lush and healthy lawn in time for Christmas visitors. While you're at it, remember to feed all your other non-flowering plants - ferns, palms and conifers, as well as leafy vegetables and herbs. Water in well and watch them thrive.

Flemington Racecourse have just taken delivery of their pallets of Sudden Impact for Lawns. It is applied in July to prepare the lawn and park areas for the Spring Racing Carnival events and then again this month.



You might remember that we featured the Little Sprouts Kitchen Garden at the Adelaide Botanic Garden in a Neutrog feedback newsletter earlier in the year. Kim Syrus from the program 'In the Garden' recently visited Kitchen Garden Co-ordinator, Monina Gilbey and Horticultural Curator, Pip Robinson and spoke to them about the work they do in the garden and the early learning program. If you didn't see the program air, watch the segment here.

Missed the Little Sprouts article? Read it now in the e-feedback edition #2

# From The Ground Up: TIPS FOR SPRING-SUMMER TRANSITION IN THE GARDEN

- Prepare for the heat. A 35°C degree day in spring is equivalent to a 40°C+ day in summer, as the plants are still very soft and haven't had a chance to harden up. Water garden beds deeply. Your garden will respond better to a good soak less often, rather than a little sprinkle every couple of days.
- In many cases pot plants will start needing daily watering, depending on the plant and its position. Try to group pot plants together to make it easier to look after them.
- Mulch all garden beds and pots, or top up where required.
- Lightly prune the plants that never seem to stop flowering such as French lavenders, daisies and ageratum. Although these plants are always in flower, their summer and winter blooms are the most important in the garden, since these can be times colour is scarce. Pruning these now allows them enough time to come back into full flower, ready for their summer show.

- Prune foliage plants lightly such as privet, hebe and pittosporum so they are covered with lush, fresh foliage by Christmas. Be careful not to prune them immediately before a spell of hot weather, as the exposed foliage will burn.
- Dead-head old flowers on roses, petunias and daisies. This will keep them looking fresh and encourage new growth.
- Give your veggies and relatively new plants a plant tonic (Seamungus) application - either in liquid or pelletised form to help establish their root systems. This will also help plants withstand the sudden unexpected bursts of hot weather.
- Plant summer vegetables such as lettuce, capsicum, eggplant and zucchini.
- Protect your tomato plants from two-spotted mites by keeping them as healthy as possible with regards to watering and nourishment. Prevention is the most effective method of control. **N**

## online store

Packed full of magnificent photographs, *From the Ground Up* will allow you to visually identify everything from the best plants for your garden to the pests and diseases causing your plants grief.



Although the SA edition is currently out of stock, if you have a gift to buy for a gardener in NSW or Victoria visit the online store to order a copy. The NSW edition is authored by well-known gardening family Linda, Sandra and Graham Ross and the Victorian edition by gardening expert, Jane Edmans.

A collaborative effort utilising the recommendations of many state specific plant experts combined with the author's vast plant knowledge and experience, these books are the ideal reference books for gardeners.

[Visit the online store now.](#)



Visit our Online Store for Trial Packs, Sample Packs and 'From the Ground Up' Books.



**Join the Pooh Bah Club**  
Become a member of Neutrog's Pooh Bah Club to receive regular updates on Neutrog, its products and their applications. To join, register your email address at [www.neutrog.com.au](http://www.neutrog.com.au)



Follow us on **facebook** via the link on our website, click the 'like' button and join us for regular updates. All comments, questions, photos and feedback are welcome.



Neutrog Australia Pty Ltd  
288 Mine Road, Kanmantoo  
South Australia 5252  
T (08) 8538 3500  
F (08) 8538 3522  
E [info@neutrog.com.au](mailto:info@neutrog.com.au)  
W [neutrog.com.au](http://neutrog.com.au)

**NEUTROG**  
The Experts' Choice