

# The Pooh Bah Times

Hello to our Pooh Bah members and welcome to our August newsletter.

It's only four weeks until spring, and by now your jonquils should be flowering, your roses and other woody plants have been pruned and your gardens tidied up and ready for the fresh new growth that the warmer weather brings. We always look forward to connecting with you about what's happening in our garden world, and we love receiving your feedback, so please don't hesitate to send us an email or comment on our social media pages.

We trust you enjoy our newsletter.

The Neutrog team.

## Coming up

- Growing great veggies
- Araluen Botanic Park, WA
- Sue Zwar - Camawald Cottage
- This month in the Rare Fruit Arboretum
- The Biological Approach - Bacteria & Iron Acquisition in Plants
- What's Brewing at Neutrog
- International update - South Africa
- Featured Product - Bush Tucker
- Around the Grounds - Whoflungdung to Flemington Racecourse
- Research and Development - Trichoderma trials commence
- Vital Veggies
- The Expert's Choice
- Year-Round Fertilising Programme



If you have any garden pics to share, send them through to [marketing@neutrog.com.au](mailto:marketing@neutrog.com.au), and we can share them with everyone.

## Growing great veggies

Gyganic is definitely living up to its name with this lemon! Picked from a staff member's garden, the tree has been fertilised with Gyganic for Veggies, Fruit & Citrus along with a monthly feed of GOGO Juice. Weighing in at a hefty 664 grams (compared to a normal lemon of around 80 grams) there's a few gin & tonics in this one!

Gyganic for Veggies, Fruit and Citrus has been specifically developed to enhance fruit size, quality and taste. It's a premium organic-based, chemically-boosted complete fertiliser with the full range of nutrients in an organic form, coupled with boosted levels of nitrogen, phosphorus, potassium, iron and magnesium.



Gyganic's unique organic base of manure, humates and rock phosphate have been composted and blended with the biologically active GOGO Juice containing kelp and seaweed – producing a very nutritious organic base product high in organic carbon.

Following extensive trials by members, Gyganic for Fruit and Citrus is now recommended by the Rare Fruit Society of South Australia. This endorsement provides gardeners with the confidence to use and recommend Gyganic.

Gyganic is available from Bunnings, Mitre 10, Home Timber & Hardware, Stratco and all good garden centres.



## Araluen Botanic Park, WA

Serene, peaceful and magical are words that come to mind when thinking of the beautiful Araluen Botanic Park in Western Australia.

Since 1929, Araluen has been the place to retreat in order to escape the stresses of the city. It's a place to enjoy natural bushland and the imported species that thrive in this valley of little wind, high rainfall, loamy soil and cold winters. These imported species were first planted by JJ (Boss) Simons when the Young Australia League (YAL) bought 160 acres of land in a north facing valley in Roleystone. The YAL believed in education through travel, and over the years took thousands of young Australians on tours around Australia and the world.

Boss Simons loved North America, so Araluen's buildings are based on Canadian log cabin designs, with most built during the 1930s. During the next 20 years, Boss planted many trees that still thrive in the Araluen micro-climate. When Boss died in the late 40s, the YAL started on a gradual decline which finished when they sold Araluen in 1982. Over the next eight years the park was sold many times until it came on the market in 1990, when Mary Hargreaves, who thought it would be a great place for a botanic park, involved her friend Noelene Drage. Noelene immediately put \$9000 down as a deposit to save the park from being sold to overseas buyers.







The Araluen Botanic Park Foundation (ABPF), which formed to save Araluen, finally convinced the Western Australian Planning Commission in 1990 to purchase the park and have since worked together to grow the park into the successful tourist attraction that it is today.

Each year park staff and volunteers plant 150,000 tulips and 30,000 other bulbs that entice over 125,000 visitors annually to explore the gardens. Araluen is recognised as one of 40 International Camellia Gardens of Excellence worldwide, a rose garden renowned for collections of tea roses and Alister Clarke roses, and the best collection of magnolias in WA. Araluen is now the jewel in the City of Armadale's tourism strategy.

Grant Nixon became a volunteer at Araluen in 1990; taking guided tours on the weekends, and later, sitting on the ABPF Council. In 1992 he was employed as Gardens Manager before taking over the position of General Manager in 2014.

*"Over the past 28 years the park has grown from a neglected secret garden to a botanic park that is beautiful through all the seasons of the year" says Grant. "Every part of the infrastructure has had to be upgraded or replaced. From paths to buildings, electricity and water, toilet systems and optic fibre.*

*This work has taken place while the garden areas of the park have been turned from that neglected garden into realising our vision - to create a unique world class botanic park of great natural beauty and tranquility which is accessible to everyone and remembered by all who visit".*



Araluen and Grant first started working with Neutrog in 2013. Grant says *"We began using Sudden Impact for Roses. By following a regular feeding programme, we found that the improvement to our rose health was such that it has allowed us to stop using chemical sprays. Not to mention the fantastic flowering! Our relationship has expanded over the years in conjunction with Araluen and Neutrog's growth".*



*"Our International Camellia Garden of Excellence has benefited and flourished from the regular use of Kahoona for acid loving plants. Our gardens also receive Seamungus during winter. This ensures that when spring arrives, that the soil is so healthy, that everything takes off so vigorously".*

Unfortunately for Araluen, Grant retired in June. *"The relationships that organisations build are mutually important and my thanks go to Neutrog's Angus Irwin and our local representative Brian Klepzig. Brian is always happy to come and discuss our needs, share his experience and help with any problems we may be having. I will miss the coffees Brian and I have had, but Araluen will continue to utilise the quality products and experience of Neutrog" says Grant.*

On a personal note, thanks must go to Grant for doing such a wonderful job at Araluen – his drive and passion for Araluen has been second-to-none, and we are sure his presence and knowledge will be missed.



## Sue Zwar – Camawald Cottage

Sue Zwar is a member of the SE Branch of the Rose Society of South Australia, a member of Heritage Roses in Australia and the Naracoorte Garden Club. These stunning photos are from her garden at Camawald in the Coonawarra wine region near Penola in SA.

Sue first heard about Neutrog products from Kelvin Trimper when he and Angus Irwin, Managing Director of Neutrog were working towards a fertiliser specifically for roses. With 10 acres of garden incorporating over 1000 roses, Sue and her husband John have also planted and now maintain several public rose gardens housing about 600 roses in all.


*“As we do it with no outside help, we are always looking for the easy option. I cut out spraying years ago and so our roses get no fungicide or insecticide spraying at all” says Sue. “The only additives our garden gets are Neutrog products. Every time I plant anything new in the garden (not just roses), a couple of handfuls of Seamungus goes into the hole and is mixed with the soil. My trusty watering can gets a good slosh of GOGO Juice and rainwater which is used to consolidate the plant into the soil (although our soil is a very workable sandy loam, our groundwater is extremely high in calcium, hence my initial use of rainwater)”.*

*“If any plants look rather anaemic because of the alkalinity, a watering with GOGO Juice helps solve the problem – although I don’t worry about doing anything late in autumn as everything is soon to be pruned”.*

Sue is a great believer in keeping the soil healthy. *“I often scatter Seamungus around as an excellent soil conditioner. All lawn clippings, especially when mixed with autumn leaves, go onto the garden and so weeding is not an issue – the garden is heavily mulched. I have about 25 fruit trees which get generous handfuls of Gyganic when I remember (they also get chook manure mixed with old hay when I clean out the chook sheds nearby – I have 25 ‘designer’ chooks, not noted for their laying ability but rather for their beauty! John has a Santa Anna lawn tennis court which gets fed Sudden Impact for Lawns. The roses in my garden get a yearly dose of Sudden Impact for Roses every September after I have finished my yearly clean-up of the garden”.*







*"As well as the roses, I also scatter handfuls of Sudden Impact for Roses around bulbs, perennials and anything else I think might need a pick-me-up. I only have time to give the garden a once a year boost which I know is not enough, however the public gardens get a boost of Sudden Impact for Roses twice a year, once in February and again after pruning in late August or early September. As well as that I also give the soil a yearly boost with Seamungus every winter to ensure its health and vitality".*



Even though there's no dramatic plant growth in winter, there is still plenty going on below the ground. Applying an organic fertiliser such as Seamungus introduces beneficial bacteria which stimulates activity within the soil, breaks down organic matter, unlocks nutrients and enhances root growth, providing your plants with a head start for spring - and you can see from these photos how healthy Sue's garden is.

We like to share stories and tips from our fellow gardeners. Each month we have so many interesting stories we don't have enough space for here, so they will appear on our Facebook feed and Instagram page over the coming weeks. Why not join us there?



Join the Pooh Bah Club

If you're reading a forwarded copy  
you can subscribe here too!

## This month in the Rare Fruit Arboretum

Bob from the Rare Fruit Society of South Australia has been very busy preparing labels for each of the rare and endangered fruit trees in the Kanmantoo Rare Fruit Arboretum.

Assisted by fellow members Chris and Ron to attach the labels, each tree is now identifiable which will assist in the research and trials with Neutrog products including Gyganic for Veggies, Fruit and Citrus.



**About the Rare Fruit Arboretum** - the establishment of the Rare Fruit Arboretum at Neutrog's Kanmantoo site is a joint venture between Neutrog and the Rare Fruit Society of SA. More than 300 rare and endangered fruit trees have been planted, including apples, pears, peaches, nectarines, figs and quinces.

Along with helping to ensure their preservation, Neutrog uses the trees to carry out fertiliser and biological application performance trials, as well as researching the microbiology in and around the root zone of each species, and determining their optimum nutritional and biological needs. One such product used in the Arboretum is Gyganic for Veggies, Fruit & Citrus, which was developed in conjunction with the Rare Fruit Society.

## Neutrog Radio

[Listen to Dr. Uwe](#) as he dishes the dirt on gardening and soil microbiology on 2GB and FIVEaa.



eNcase<sup>®</sup> |  Optimising Microbial Diversity



# The Biological Approach

## Bacteria & Iron Acquisition in Plants, by Dr. Uwe Stroehler

Plants require a wide range of minerals in order to grow and flourish. One of these is iron – mainly for the synthesis of chlorophyll which is essential for photosynthesis (the ability of a plant to convert water, carbon dioxide and sunlight into glucose). If a plant can't make chlorophyll due to a lack of iron, the leaves turn sickly and yellow (otherwise known as chlorosis).


Iron is extremely insoluble, which can often make it a limiting nutrient, however bacteria have a special way to obtain even the smallest available iron, and plants make use of this. Bacteria secrete small molecules called siderophores, which are iron-chelating compounds that transport iron across cell membranes. They have an incredibly high affinity for iron, so they can bind even the smallest amount. Iron can then be taken up by the bacteria to the roots of the plants. More importantly, some plants can also take up these siderophores. In this way, the plants actually hijack the bacterial siderophore for their own use.

Another benefit is that by beneficial bacteria producing these siderophores they can actually deprive pathogens of iron, thereby inhibiting the pathogen's ability to grow and cause disease. It's another example of how plants and the microbes have co-evolved to help each other.

Bacterial diversity in the soil is the key for this type of successful interaction. The best way to achieve this is through the use of organic material - whether this is a compost, an organic pellet such as Neutrog's Seamungus, or even better, using a microbial inoculant such as GOGO Juice. These things all help to unlock the many benefits a diverse and active microbial population can provide for your plants.



From the desk of Neutrog's resident microbiologist  
Dr. Uwe Stroehler



**About GOGO Juice** – GOGO Juice is literally teeming with beneficial micro-biology and is essentially a pro-biotic for your soil and plants. GOGO Juice combines the “catalytic” power of providing a wide diversity of beneficial bacteria and fungi with the well documented benefits of applying kelp and humates. Applications of GOGO Juice provide a huge boost of the living micro-biology necessary for your soil and plants to perform at their optimum level, increasing their ability to resist pest and disease and to withstand &/or recover from, heat stress and frost.

**About Seamungus** – Seamungus is a soil and plant conditioner, manufactured by combining the very best of composted raw materials – seaweed, fish, humic acid and manure. It is also a health tonic and planting food for all plants including natives, lawns and bare-rooted roses.

Whilst Seamungus contains a wide range and good levels of plant nutrients, it is perhaps the additional unique properties contained within seaweed that provide the catalyst for providing higher yields of sustained quality. Seamungus will help your plants resist heat, drought and frost, along with pests and disease. It will retain up to 70% of its own weight in moisture – significantly increasing the soil's ability to hold onto water and nutrients.

A great way to start is to apply some compost to your soil and supplement this with an organic fertiliser such as Neutrog's Rapid Raiser or Seamungus – the reason being that most compost has low nitrogen levels, so it feeds the microbes but not your plants.

Both Rapid Raiser and Seamungus contain millions of microbes so they help in nutrient cycling and feeding the bacteria and fungi as well as your plants. Both products are also certified organic by the ACO. As a rule, you only need to put down about 100 grams per square metre about every 6 to 8 weeks. Both Seamungus and Rapid Raiser are available from all good garden centres.

## What's brewing at Neutrog

### New warehouse & liquid storage facility

Our new warehouse is nearly up! The 2000sq/m building will hold our ready-to-dispatch products, as well as 10 by 10,000 litre stainless steel tanks to store our biological liquids including GOGO Juice, Seamungus, Sudden Impact for Roses and Strike Back for Orchids.





## International Update

### South Africa

Bounce Back is quickly expanding into retail outlets across South Africa. It is now available in Gauteng and KwaZulu Natal – and will follow in the Western Cape. It is available at a host of Builders Warehouses & Expresses nationally as well as some leading independent nurseries.



## Featured product

### Bush Tucker

Back in 2016, Neutrog commissioned two consultants - soil scientist Simon Leake and native plant expert Angus Stewart to develop a fertiliser for Australian native plants with a wide range of phosphorous-sensitivities using poultry manure as the base, in order to mimic the low phosphorous formulations recommended for growing native plants.

The aim was to make a fertiliser for the widest possible range of native plants that would supply enough phosphorous (since all plants need some), but not in a soluble form known to harm phosphorous-sensitive plants. The ensuing product was called “Bush Tucker”.



Before Bush Tucker was released to the public, a trial was conducted by Angus and Simon using a notoriously phosphorous-sensitive plant *Grevillea Poorinda* 'Royal Mantle' and a non-phosphorous-sensitive kangaroo paw *Anigosanthos flavidus* 'Landscape Lilac'.


It is well known that the Proteacea family show adverse reactions to phosphorus supplied in a readily available form - along with the Fabaceae, Rutaceae and Mimosaceae families, amongst others.

The plants were grown in a virgin sandy topsoil (derived from very infertile Sydney sandstone) in a production nursery at Somersby in NSW. There was a control with no added fertiliser whatsoever, as well as 1 and 3kg per cubic metre of Bush Tucker treatments (the sort of rates that would normally be applied to potted plants in a production nursery).

The results were spectacular and highly successful for both species - the trial clearly showed that Bush Tucker was extremely beneficial and also perfectly safe for both phosphorus-sensitive and non-sensitive native plant species.



Here are the trial results after 5 months:



**About Bush Tucker** - Bush Tucker is a complete, organic based boosted fertiliser, specifically developed to meet the specialised needs of all Australian native plants. Utilising a unique process, trace elements have been added to lock up phosphorus, making Bush Tucker ideal for even the most phosphorus-sensitive plants such as grevilleas, banksias and proteas.

Bush Tucker not only directly supplies a wide range of essential nutrients, but more importantly provides a catalyst (through the introduction of beneficial bacteria/microbes) for stimulating the natural processes that occur in the soil – unlocking further nutrients and enhancing root growth. Greater root growth provides a greater soil surface area from which your plants can draw nutrients and moisture.

Bush Tucker is available from Mitre 10, Home Timber & Hardware, Stratco and all good garden centres, and by special order from Bunnings.

**BUSH  
TUCKER**

"Whilst native plants are great survivors in the garden, regular feeding helps them to thrive and reach their full potential. The benefits of doing so are not only enjoyed by yourself, by insects, bees and birds, but perhaps, more importantly, the environment benefits - the greater the plant growth, the more carbon is captured".

- Angus Stewart





## Around the Grounds

### Whoflungdung to Flemington Racecourse

Flemington Racecourse recently received a B-double truckload of Whoflungdung, which equates to 100 cubic metres! There's more on order too – after all, there's only so much dung that can be flung at once. Last year they trialled Whoflungdung and were delighted with the results.

The horticultural team at the world-famous racecourse follow Neutrog's feeding programme using Sudden Impact for Roses, Seamungus and GOGO Juice, so their roses are very happy and very healthy. They are also really happy with Whoflungdung - *"The appearance of the rose beds with Whoflungdung was fantastic – it looked great and we loved the fact that it's stable and doesn't move around in the wind."*

**About Whoflungdung** - Whoflungdung is a biologically activated, nutrient rich, weed free, absorbent, super mulch. It's composted, inoculated with eNcase and filled with nutrients, so that when added to soil it introduces a wide diversity of beneficial bacteria. These beneficial bacteria readily proliferate through the soil, acting as a barrier/deterrent to pathogenic bacteria, providing a safe environment for healthy plant growth.



Additionally, Whoflungdung is sustainable - it is a recycled waste product, made up of straw and wood shavings screened from chicken manure. In many instances Neutrog supplies the fertiliser that grows the crop from which the straw is sourced - now that is sustainability!

Most significantly, Whoflungdung reduces, if not eliminates the nitrogen draw-down which is often reflected in plants after mulch has been applied. Apart from reducing weeds, many users also happily report that blackbirds don't like it.



Visit our Online Store for  
Trial Packs, Sample Packs  
and 'From the Ground Up' books  
[Click here to visit our Online Store](http://www.neutrog.com.au)  
[www.neutrog.com.au](http://www.neutrog.com.au)



## Research & Development

### Trichoderma trials commence

In our last newsletter we reported on our research focussed around a species of fungi called Trichoderma, which are able to keep out undesirable fungi and bacterial plant pathogens in the soil. They also take up space which could be occupied by a pathogenic microbe - which is akin to how a healthy dense lawn keeps out weeds.

Trichoderma form a mutualistic relationship with the plant's root system, thereby not only keeping the pathogens away, but may control other fungi by parasitising them (basically destroying pathogenic fungal types), as well as producing compounds which can inhibit the growth of competing organisms. There is also good evidence to show that Trichoderma can induce the plant's own defence mechanisms.

Together with the Western Sydney University, Neutrog was recently awarded an Innovation Connection Grant to test the efficacy of several Trichoderma isolates against a range of fungal plant pathogens. This work will be carried out in conjunction with Professor Brajesh Singh, one of Australia's foremost soil scientists.

The project funded by this \$100,000 grant will initially investigate the ability of isolated Trichoderma provided by Neutrog to inhibit the growth of fungal pathogens in a laboratory setting. This will allow the most likely candidates to be moved onto more extensive trials, which will involve experiments in a glasshouse setting where plants will be grown in the presence or absence (control) of the Trichoderma, and then challenged with various pathogens.

These plants will be monitored over time and their growth rate, root development and pathogen load will be assessed in order to determine which Trichoderma isolates provide the best level of protection against the pathogens. Initial results based on laboratory tests are expected within the next three months, with glasshouse experiments to be completed early to mid-2020.



## Vital Veggies

In the last 20 years, Vital Veggies have been teaching people how to grow food in their own backyards, establishing community gardens and installing food gardens in schools and kindergartens.

Roger Carthew is the founder of Vital Veggies, and has always had an interest in growing food and how it contributes to human health. His knowledge about gardening finds its foundation in the soil, and his philosophies align very much with Neutrog's, with the belief that that the soil is a mystifying place where understanding bugs, nutrients and microbiology play a huge part in creating nutrient-rich, healthy produce.







Roger Carthew from Vital Veggies applying GOGO Juice to his own veggie garden.

Since 2012, Vital Veggies have been developing, testing and refining their special blend of Vital Veggies super soil. After the soil is dug, organic compost is added at a rate of 20% to make a blend of sandy loam with organic matter. Soil tests are done to establish what needs to be amended to create a soil that meets the highest standards expected of a soil in order to grow fantastic veggies.

*"Plants eat café style" says Roger. "By that I mean, they consume nutrients as if 'on drip feed', and if what the plant needs is not in the soil, growth will suffer. Along with other things, we regularly apply Neutrog's pro-biotic GOGO Juice to the soil. These microbial organisms boost the soil food web, and in turn provide food for the plants. In this task we use both "good" bacterial inoculations and mycorrhizal fungi to extend the efficiency of a plants root system by up to a factor of 100 times".*

If you live in SA and want a veggie garden but don't want to do the work, Vital Veggies can have your garden up and growing in four to six weeks and you'll be able to start to eat veggies at about 10 to 14 weeks. From there it only gets better. They will work with you however you want – it can be your raised bed or theirs; they visit you, or you do it yourself, but using their super soil inoculated with GOGO Juice is a must. For more information, visit the Vital Veggies website at [www.vitalveggies.co](http://www.vitalveggies.co) or contact Roger on 0432 152 140.



## The Expert's Choice

We are pleased to announce new endorsements from the NSW Camellia Research Society and the Camellia Society of WA for our specialist fertiliser 'Kahoona' - developed for acid-loving plants.



Kahoona is an organic based, chemically boosted fertiliser specifically developed to enhance the growth and flower development of acid-loving plants such as camellias, gardenias, azaleas, rhododendrons and fuchsias. The higher potassium to nitrogen ratio within Kahoona plays a crucial role in enhancing flower development, whilst the boosted levels of iron and magnesium help maintain healthy green foliage, aiding in preventing the yellowing leaves which are often seen in late winter and early spring



Over the years Neutrog has collaborated with many plant societies that have trialled and subsequently endorsed some of our products. These product endorsements provide retail staff and home gardeners with the confidence to use and recommend Neutrog products.

With a combined membership base of over 10,000, some of these endorsing societies include the Rose Society of South Australia, The Orchid Club of South Australia, the Orchid Society of Western Australia, the Rare Fruit Society of South Australia, Camellias South Australia, Camellias Illawarra, the Cymbidium Orchid Club of SA, the Cymbidium Club of Australia, the Cymbidium Orchid Society of Victoria, the Cymbidium Orchid Club of WA, the Australian Rhododendron Society (SA branch), the South West Rose Society, the National Rose Society of Australia, Heritage Roses in Australia, the Rose Society of WA, the Rose Society of NSW, the Rose Society of Victoria, the Queensland Rose Society and the Australian Plants Society of Victoria.



## Year-Round Fertilising Programme

For many years gardeners believed that they only had to fertilise in spring and put mulch down in the summer to get the best results in their garden, however during our 30-plus years we have challenged that concept, and have since proven otherwise.

Even individual experts and those from specialist plant groups like the Rose Societies now recommend fertilising year-round in order for plants to perform at their best. Interestingly, we have also seen a change in people's practices over the years to incorporate year-round fertilising.

When you stop and think about it, like humans and animals, plants also require regular feeding throughout the year - at least once in each season (or even better, feed monthly), including winter. Having happy, healthy and well-nourished plants that are more resistant to pests, diseases and environmental stress is going to make you a happier gardener too.



### Year round fertilising for year round health

Like humans and animals, plants require regular feeding throughout the year – at least once in each season.

Happy, healthy, well nourished plants are more resistant to pests, diseases, heat stress and frost.



Even though many trees and shrubs are bare at this time of the year and it seems that not much is happening in the garden, there's a lot going on below-ground, and plants benefit immensely from an application of an organic fertiliser, which sets your garden up for the following year.

As mentioned above, a common misconception of many gardeners is to only mulch during the hot weather in order to protect plants from heat stress and to suppress weeds, however there are a huge number of benefits of applying it in winter.

Here's what microbiologist Dr. Uwe has to say...

*"There is a raft of reasons why you should apply mulch in Winter - the most obvious are weed suppression and of course regulating soil temperature by placing an insulating blanket of organic matter down. However, a good organic mulch such as Whoflungdung will also encourage earthworms to come to the surface, thereby aerating your soil and moving nutrients deeper in the soil profile - your plants will get that benefit as soon as it warms up.*


*If you have sandy soils, applying Whoflungdung in Winter will give your soil microbes time to break it down and get some organic material into the soil, which will improve your water and nutrient-holding capacity, which is often lacking in sandy conditions. If you're on a block with a slope, then mulch applied in Winter can help prevent erosion from heavy rain, as the rain needs to percolate through the mulch - an added benefit is that you end up with less runoff and more water absorbed into the soil".*



Additionally, by applying Seamungus to your entire garden now, the soil will be taking in all of that seaweed and chicken poo goodness, but what does that mean in real terms for your garden? It means that when we move into Spring, everything in the garden is ready to flourish, as there is an instant level of nutrition that the plants will be able to use. The results are that impressive! Remember your GOGO Juice too - we can never have too many beneficial bacteria in our soils, so spread the bugs!


## No. 1 garden tip for Winter

Apply Seamungus to your entire garden. The seaweed will strengthen the cell walls of your plants, therefore helping them cope with winter stress – particularly frost.



## Roses

If your roses haven't been pruned yet, it might be a good idea to oil the secateurs and make a start. If you need some guidance, contact your nearest Rose Society for advice and details of any local pruning events where you can learn from the experts. Remember to prune to an outward facing bud, remove any spindly or weak growth and keep the centre relatively free and open. Once you've pruned your roses, give them a feed of Seamungus, and be ready to feed with Sudden Impact for Roses next month at the first sign of new season's growth.




If you're planting bare rooted roses, soak them for 24 hours beforehand in a bucket of diluted GOGO Juice using the dilution rates on the label, and put some Seamungus in the hole when planting.



## Planting

Winter is the perfect time for planting!

Use Seamungus, Rapid Raiser or Rooster Booster for any new plantings. Make sure the hole is at least twice the size of the root ball. Throw some pellets into the hole and mix through the soil - it will give the plant a gentle nutrient boost.



## Flowering Plants

Now is the time to give your flowering plants their winter feed of Seamungus before spring arrives. It will give them a boost when weather warms up. Make sure you water in well with GOGO Juice to activate the microbes in the soil.


Some annuals to plant now include asters, calendula, chrysanthemum, cosmos, pansies and daisies. Spring-flowering bulbs such as daffodils, crocus and hyacinths should be planted by the end of September.





## Lawns & Non-Flowering Plants

Lawns will be slower to grow during winter, but they still require nutrition. Apply Seamungus Crumble or Blade Runner to your lawn once or twice during winter, and water in with GOGO Juice. By doing this, your soil will be so healthy that your lawn will be off to a great start in Spring. If your local supplier doesn't stock Seamungus Crumble or Blade Runner, Rooster Booster, Bounce Back, Rapid Raiser or Seamungus pellets will do just as well, although they will take a little longer to break down - simply leave the catcher off the mower for a while.



Once the weather warms up it will be time to apply Sudden Impact for Lawns – the ratio of nitrogen and potassium in Sudden Impact for Lawns is ideal for promoting growth, and more specifically the levels of iron and magnesium have been boosted. These particular elements play a crucial role in the formation of chlorophyll, which is the substance that makes green plants green. It is ideal for all lawns including Buffalo and all non-flowering plants.

## Natives

Native plants will take off beautifully if planted now. It's also a good time to feed established native plants with Bush Tucker - ideal for even the most phosphorus-sensitive plants such as grevilleas, banksias and proteas.



Bush Tucker not only directly supplies a wide range of essential nutrients, but more importantly provides a catalyst (through the introduction of beneficial bacteria/microbes) for stimulating the natural processes that occur in the soil – unlocking further nutrients and enhancing root growth. Greater root growth provides a greater soil surface area from which your plants can draw nutrients and moisture.

## Acid Loving Plants

Now is the time to feed camellias and daphne with Kahoona, as they are either in bud or coming into bud. The higher potassium to nitrogen ratio within Kahoona plays a crucial role in enhancing flower development, whilst the boosted levels of iron and magnesium help maintain healthy green foliage, aiding in preventing the yellowing leaves which are often seen in late winter and early spring.

All other acid loving plants such as magnolias, rhododendrons, azaleas and blueberries will benefit from an application of Seamungus now, and Kahoona in Spring at the sign of new season's growth.




## Orchids & other potted flowering & fruiting plants

Sprinkle some Strike Back for Orchids over any plants in pots that flower in winter, such as begonias and hellebores. For your plants in pots that don't flower in winter such as fuchsias, they will appreciate a feed of Seamungus.



## Hedges



Hedges love a fertiliser which has a higher nitrogen to potassium ratio. During the growing season, we recommend applying Sudden Impact for Lawns but what do we do during winter? Apply Seamungus and water in with GOGO Juice. By applying Seamungus, your hedge will take off so strongly in spring, ensuring great growth and a thick, dense hedge.



## Fruit Trees

Winter is a perfect time to be selecting fruit trees for your garden. There are so many available including dwarf varieties which are ideal in large pots. At planting time, dig the soil to a depth 1½ times the depth and twice the width of the pot or root ball of the tree you have chosen.

Dig plenty of organic matter through the soil. Rapid Raiser and Seamungus are perfect for this. Keep them well watered once they start to leaf up. Water in with GOGO Juice and apply monthly thereafter.



## Veggies & Herbs

An application of certified organic Rapid Raiser or Rooster Booster will give your veggies and herbs the nutrients they need during the colder months in preparation for spring, when Gyganic for Veggies Fruit & Citrus is recommended instead.

## Soil conditioning

GOGO Juice provides a huge boost of the living microbiology necessary for your soil and plants to perform at their optimum level, increasing their ability to resist pests and disease, and to withstand heat and frost stress. The microbiology in GOGO Juice promotes plant growth as well as stimulating and improving root growth and development.



## Mulching

Here are some of the numerous benefits of applying Whoflungdung during Winter –

- it introduces a wide diversity of beneficial bacteria, which acts as a deterrent to pathogenic bacteria.
- weed suppression.
- regulates soil temperature.
- encourages earthworms that aerate the soil and move nutrients deeper in the soil profile.
- reduces (if not eliminates) nitrogen drawdown.
- puts organic material into the soil.
- improves water and nutrient-holding capacity.
- prevents erosion from heavy rain.
- improves water absorbency.



[Click here to listen to Dr. Uwe Stroeher talk to Graham Ross from the 2GB Garden Clinic about Whoflungdung and how to apply it.](#)



### [Our Stockists](#)

Find out where you can get your hands on Neutrog products



### [Our Products](#)

Learn more about the incredible range of home gardening products available from Neutrog