

Camellias - a family passion



Set in a quiet corner in Tea Tree Gully in the Adelaide foothills, Newman's Nursery specialise in Camellias and Azaleas and stock a growing range of rare and unusual plant varieties. With over 150 years of South Australian horticultural history, Newman's Nursery spans over five generations.

In 1856 C.F. Newman acquired land and with his young bride cleared the plot and started the first garden and nursery.



Over the years they developed their collection by importing seed and live plants from England and Germany. Also active hybridists, Newman's introduced many new varieties and had an expansive 200 page catalogue by the turn of the century.


Jon and Dianne Hall have continued in the family footsteps becoming the proprietors of Newman's Nursery in 1985. "We are a 'destination' garden centre and have become something of an attraction for Camellia lovers. Gardeners come from all over the state to wander through the display gardens and to choose camellias from over 100 varieties", Jon says. Along with being recognised as Adelaide's largest camellia collection, Newman's Nursery has recently also had national industry recognition, being presented with the award of 'Best Medium Garden Centre' by the National Garden Industry Australia.

Jon and Dianne have a long history of involvement with Camellias. The family nursery raised and released two of their own camellia cultivars – Camellia japonicas 'Just Sue' and 'Roger Hall', named after Jon's parents. Both varieties are now sold internationally.

Dianne authored a book 'High Tea in the gardens - inspired by Camellias' and hosts High Tea and gardening talks with specialists and celebrity guests on a regular basis at the onsite Topiary Café.

Jon is a member of the International Camellia Society, Australian Camellia Research Society and Patron of Camellias South Australia Inc. It is through his involvement with Camellias SA Inc that he first came across trials of Neutrog's new product Kahoona. The group have since endorsed the product after successful results. Kahoona has also been used on camellias, rhododendrons and azaleas at the nursery and we await the resulting blooms ablaze in the gardens from June to September this year.

For more information on Newman's Nursery head to their website www.newmansnursery.com.au



After using Kahoona in her own garden, **Linda Ross**, co-author of the NSW edition of From the Ground Up and presenter on the Garden Clinic program, has

been recommending Kahoona to her listeners and those calling in to discuss their gardening problems and questions. Linda has this to say: "Finally an excellent fertiliser for the kilometres of camellias that border my garden.

Camellias are such hardy and reliable performers for me and Kahoona gives them a big dose of thanks - its fast acting and equally effective on my gardenias and blueberries! Although - I do keep calling it the BIG Kahoona"



From the Mailbox



Sarawathi (9) and Samadarshi (3) help their Dad Venkat collect the fruit and veg grown with GOGO Juice.

“

Dear Neutrog,

I live with my wife Kavitha and two daughters in Parafield Gardens. I have been growing vegetables since childhood in Warangal, Telangana, India.

My cousin, Keshav and Dad, Kishan are my inspiration to grow vegetables. I migrated to Australia in 1998 and ever since I moved into the house in Parafield Gardens, I started to grow vegetables again, after a long gap.

I started with tomato, eggplant, chillies, silverbeet and then extended to growing strawberries, corn, beans and asian vegetables like okra, bitter melon, sorrel, malabar spinach and cucumber. I collect the seeds for some vegetables like okra, bitter melon, cucumber and spinach and sow them the next year.

I involve my kids in sowing the seeds and they have a sense of feeling that some of the plants they own. They water them and watch them as they grow. Along with me, my wife Kavitha helps with watering the plants and weed

removal. The kids walk into the veggie patch and pick the strawberries and eat them.

This gives me immense joy and motivates me to keep growing my own food.



Also, the vegetables and the dishes made using them taste a lot better than those available in the supermarket. I like to work outdoors and gardening is exercise and relaxation for me from my weekday work, sitting long hours on the computer.

Recently we have harvested corn, eggplant, silver beet, sorrel leaves, cucumber, beans, okra & chillies, grapes and apples. I have used GOGO Juice on all the above vegetables, flowers like marigold, zinnia and gerbera and fruits like grapes, oranges and apples.

I haven't used any fertilisers in the previous years. Last year, I noticed the plants were not growing and yielding very little, so this year I used GOGO Juice and I can notice the difference in the plants. Every week now I have some vegetables - enough for the family and I gave the excess produce to my friends.

I will continue to use GOGO Juice this year. I'll be trying some on the fruit trees along with compost from the grass clippings and manure from the two chickens in the backyard.

GOGO Juice is really really good.

Thanks to Neutrog.

”

Venkat



After feedback received from trials by commercial orchid growers, groups and societies all around Australia, Strike Back for Orchids is now available for you to try in liquid form. More trial results to be reported in

Try it Now

our next e-feedback. Do let us know the difference Strike Back for Orchids concentrate has made to your orchids. Email us at info@neutrog.com.au



Steven Wells has recently been awarded the coveted 'Golden Spade' and the title 'Gardener of the Year' by Gardening Australia. Starting as a horticultural therapist and nurse at Melbourne's Royal Talbot Rehabilitation Centre, Steven has planned and worked in the 1000m² sensory garden over the last nine years, adding Garden Designer and Gardens and Grounds Officer to his list of titles. The Centre is a specialist facility providing a range of medical, nursing and rehabilitation therapy and support services to patients recovering from brain, spinal cord or orthopaedic injury, amputations or stroke.

The sensory garden is at the centre of the Horticultural Therapy Program that Steven has established - full of a variety of native and exotic plants blended to create a rich tapestry of colours, fragrances and textures. These healing gardens have been established on the principles of low maintenance and low water use, relying on rainfall alone. They have not only survived the drier conditions over the past few seasons but have thrived, providing spaces that stimulate the senses, memory and mood of patients, visitors and centre staff.

Neutrog proudly support the work of Steven and his team by providing Seamungus and GOGO Juice for use in the early development and ongoing stages. Steven says "These gardens are not irrigated so it was very important to improve the soil with a quality product to ensure good plant establishment. We continue to apply Seamungus to the gardens regularly to ensure they flourish and provide ongoing benefits for our patients, staff and visitors".

We congratulate Steven on the Gardener of the Year award, and for all his efforts making a positive difference in the lives of others through gardening. Well done Steven!

Photos of this life changing garden are on Catherine Stewart's Garden Drum blog <http://gardendrum.com/2013/01/07/steven-wells-rehab-garden/>

From The Ground Up TIP:



Propagating Roses

Although most roses sold are grafted onto rootstock many roses grow well on their own roots and can be grown from cuttings.

Semi-hardwood cuttings are taken in autumn and hardwood cuttings in winter. The ideal time to start is April, as this allows the cutting to callus, and to make roots ready for planting out in winter:

- Cut stems 15–20 cm long from new wood that is this season's growth. A good test for suitable cutting material is to break off a thorn from the stem. If a light-brown patch is left, you should proceed; a green patch means the wood is too soft and the cutting may rot
- Re-cut the stem at about 3mm below a node. It is a good idea to cut the base of your cutting with a straight cut and the top at a 45 degree angle to distinguish the top and the bottom
- Pull off all the leaves and trim any side branches. If the side branches are long enough, they can also be used for cuttings. Remove all thorns on the bottom half of the cutting

- Dip the cuttings into GOGO Juice, rooting powder or striking hormone and tap off any excess compound
- Bundle the cuttings into lots of five to ten
- Keep the bases of the cuttings level and tie top and bottom using rubber bands, making sure all the cuttings are the same way up. The leaf stalk should be below each growing eye
- For best results, use a 200mm terracotta pot that can 'breathe'.

Quarter-fill with sharp sand and place the bundle of cuttings into the centre of the pot. Fill with sand to about 25 mm from the rim of the pot. Water well. On a hot day, water morning and evening. Do not fertilise. Do not cover with plastic or put under glass, as this will encourage leaf growth with no callus. You can keep your cuttings in full sun providing water is maintained

- The cuttings will now form a callus from which the roots will grow. Cuttings taken in the third week of April should be well callused by mid-May. Cuttings taken later in the year will be slower to callus
- Label and date each variety clearly with a waterproof pen
- When the cuttings have callused they can be planted out where they are to be grown in the garden. Watch them closely and make sure they don't dry out. Flowers should appear in October
- Don't be disappointed if some cuttings don't make roots.


South Downs Primary School

What a great day out we had recently at South Downs Primary School in Elizabeth, South Australia, seeing their budding fruit and veggie gardens which the kids enthusiastically and lovingly tend to. More than a school project, the garden also doubles as a place where parents and community minded neighbours come to get to know each other and share their love of gardening with the children and each other. It's great to see that gardening is

the universal language. These gardens are solely funded by the kids cashing in bottles and cans collected for recycling. Well done to all involved – keep up the great work.



Daniel Lutz Update



You may remember that we introduced you to this remarkable young man in our e-feedback last November. Daniel let us know recently that he has been accepted

to study Agriculture at the University of New England in Armidale, NSW and lectures have started this week. It's been a big step for Daniel as study will be full of challenges and he has had to move interstate. This means he is away from his family, his precious garden and his beloved orchids! Daniel was one of the keen orchid growers who trialled the Strike Back for Orchids concentrate recently and reported, "I haven't seen them in flower yet but I'm feeling really confident as I have already noticed a difference - lots of early spikes that are much larger than usual."

Daniel will be planning trips back in semester breaks to check his gardens and orchids and to do the fertilising. In the meantime he has left strict instructions for his parents to attend to the new auto watering system and to report back to him regularly on how everything is growing. We wish Daniel all the best with his studies this year.

Around the grounds...

With Easter arriving early this year Oakbank Racecourse are applying Blade Runner and Upsurge to the track in preparation for the Easter Racing carnival.



High 5 is now also being trialled at The Royal Adelaide Golf Course and Adelaide Oval. Totally organic with a high organic nitrogen level of 5 (hence the name!), High 5 comes in a fine form and is essentially odour free.

Gyganic for Fruit and Citrus



The Rare Fruit Society members grow fruits and food plants from all four corners of the globe. Records are kept of all successes and failures and the group organise experienced guest speakers and field trips to established fruit properties and research stations. Workshop sessions and a library are also provided. After extensive trials by members of the group the Rare Fruit Society have given their endorsement of Gyganic for Fruit & Citrus. Gyganic will be available soon.





Year round fertilising for year round health

Like humans and animals, plants require regular feeding throughout the year – at least once in each season. Happy, healthy, well nourished plants are more resistant to pests, diseases, heat stress and frost.



Growing great roses

Rose Growing Calendar - Autumn

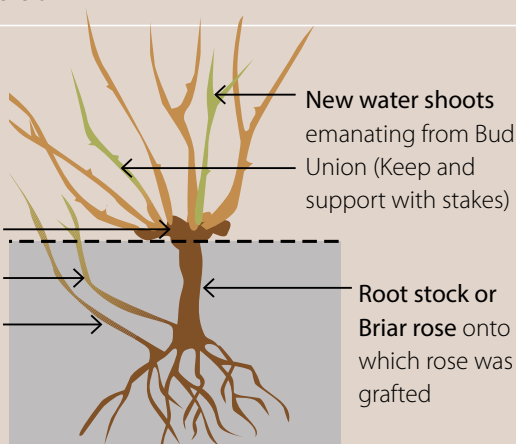


- Regularly remove spent blooms
- Use preventative fungicides and pesticides as required
- Apply **GOGO Juice** and **Sudden Impact for Roses** regularly
- Protect new water shoots and remove rose suckers
- Order new roses
- Prepare new rose beds in April
- Remove old roses in April and enhance soil with **Seamungus**, mulch, compost and fresh soil

Water Shoots and Suckers

Bud Union
(Where the rose was grafted)

Suckers
Growth from root stock stem or roots
(Must be removed by wrenching away. Ensure total removal)




The Rose Bed

- Roses like sun – at least six hours per day
- Avoid competition from trees and shrubs
- Soil should be enhanced with **Seamungus**, **GOGO Juice** and compost. Clay soil will need **Earthquake** gypsum
- Apply **GOGO Juice** every month and **Sudden Impact for Roses** every 6-8 weeks


Spacing in Rose Beds

- Hybrid Teas and Shrubs (1.3m to 1.5m)
- Floribunda, Patio and Ground Covers (1.0m)
- Miniatures (0.5m)

Removal of Spent Blooms



Cut stem above second five leaflet to ensure blooming will occur



Autumn feeding

Vegetables & Herbs: Give all your edibles a monthly dose of **GOGO Juice** to help them through any remaining summer heat waves – this will also encourage tasty new growth! Start preparing your garden beds for autumn and winter vegetables by reconditioning the soil with a generous 1-2 handfuls of **Rocket Fuel** per sq metre. It is also an idea to check your soil pH at this preparation stage and add lime to neutralise the pH if needed.

Flowering Plants: Extend the flowering season of summer annuals with an application of **Sudden Impact for Roses**, 100g per sq metre spread over the area and watered in well (with **GOGO Juice**) will give them strength for a final summer flush of flowers.

Keep an eye on your orchids during the warmer months (you may need to water 2-3 times a week in extreme heat) but remember to reduce watering once the autumn rains arrive. Feed in autumn with **Strike Back for Orchids** to promote flowering spikes.

Fruit Trees: Citrus trees will benefit from a good application of **Rooster Booster** or **Bounce Back** now – spread 1-2kg per tree, making sure you spread it right out to the edge of the dripline.

Stonefruit trees need a 1-2kg application of **Seamungus** or **Rapid Raiser** after you've finished harvesting.

Natives: As the autumn rains arrive, give all natives 100g of **Seamungus** to help promote healthy, new autumn growth.

Lawns: If your lawn is looking a bit stressed after the summer heat, rejuvenate it with one of our seaweed rich products; either a top dress of **Seamungus** crumble or a fortnightly watering of **GOGO Juice**. **HINT** – clip the **GOGO Juice** 2ltr spray pack onto your hose for lawn application... so easy and quick!

Pooh Bah Club Competition Winners!

Drum Roll Please! ... Announcing our 10 Lucky Diggers Club and Neutrog Summer Competition winners.

Congratulations to Sam Foster, Sandi Jones, Rebecca Pook, Emily Bryson, Kathy Vaughan, Tess Ley, Wendy Bruce, Chris McComas, Pip Atkins and Ron Watson.



Keep an eye out for the postie as your Diggers membership and Organic Fertiliser will be on their way to you very soon. Diggers Club Garden Annuals will also be posted out in Autumn to the first 250 entrants.



Join the Pooh Bah Club. Become a member to receive regular Neutrog updates. To join, register your email address at www.neutrog.com.au



Follow us on facebook via the link on our website. All comments, questions, photos and feedback are welcome

NEUTROG™
The Experts' Choice

Freecall 1800 65 66 44
www.neutrog.com.au