
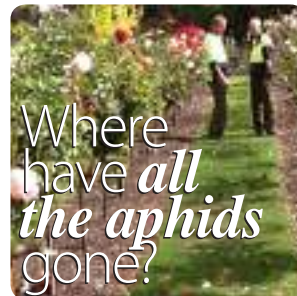


e-feedback | NEUTROG™ The Experts' Choice



winter 2013



Year round fertilising for year round health

Like humans and animals, plants require regular feeding throughout the year – at least once in each season. Happy, healthy, well nourished plants are more resistant to pests, diseases, heat stress and frost.

Feeding your plants in winter adds nutrition, conditions the soil and stimulates root growth. Greater root growth provides a larger soil surface area from which the plants can draw nutrients and moisture - providing your plants with a 'head start for spring'.



Fertilise in **Winter** for a head start in **Spring**



It's time to put your gumboots on, get out in the garden and fertilise.



These products are ideal for winter application.

Where have all the aphids gone?

The Old and New Ballarat Cemeteries were established in 1856 and 1867 respectively and are both rich in early Ballarat goldrush history. The majority of burials around this time were early settlers of many nationalities who had moved to the area looking to make their fortune on the goldfields. Today the cemetery grounds total around 62ha (154 acres). Rotundas, statues, fountains and many historic monuments are featured. With miles of



garden beds and acres of lawned areas the gardening team have quite a job on their hands.

A couple of years ago Operations Manager, Neville Monson saw a story about Flemington Racecourse using Seamungus and Sudden Impact for Roses and thought, "If it's good enough for them, we should be using them." Previously they had only used synthetic fertilisers on the over 2500 roses, and were spraying

for aphids and black spot every couple of months. The team have reported that over the 18 months using Seamungus and Sudden Impact they haven't had to spray because they haven't seen any black spot or aphids. Neville confidently stated recently, "There wouldn't be an aphid in the whole cemetery!"

Dragi Djordjevic has worked at the cemetery for over 30 years and says that the roses have never looked better than they do this year.

Neville and Dragi are pictured here amongst the roses. Based on their success they are now trialling Kahoona on the Camellias throughout the cemetery. **N**



Flora International



Flora International is the largest Phalaenopsis Orchid grower in NSW. Starting in 1999 in West Sydney, the Secco Family established a hydroponic rose farm producing over 40 rose varieties and colours, later extending their portfolio to include Oriental Lilies and in 2010, added these popular orchids.

The 28 acre farm comprises 35,000 square metres under glass with the entire nursery controlled by a computer system that adjusts the climate in the glasshouses by automatically operating vents, heating and circulation fans, therefore operating at the optimum temperature and humidity for growing. The company are constantly reviewing and introducing state-of-the-art technologies to achieve higher production in order to provide



the consumer with a better quality product, at a competitive price. Carolyn, head propagator, has been trialling Strike Back for Orchids liquid on an order of Phalaenopsis Orchids with damaged roots. After feeding them once a week through the fertigation system she was impressed with the results. A month on, not only are the roots back to full health, there is strong uniform growth and consistent colour and leaf thickness. This uniform size and colour is essential to meet their high standards for resale to their customers. **N**






Coromandel Native Nursery & Adelaide Advanced Trees

are set in a natural bush environment and specialise in drought tolerant and low maintenance native plants and grasses. One of South Australia's largest native plant wholesalers they supply government and council re-vegetation projects, landscapers and schools along with many retail outlets. Growing and trialing over 20 years with hardy rootstock, plants are perfectly suited to the local conditions and ready to thrive in a variety of challenging soil types.

Nursery Manager, Duncan Kaye has extensive natives experience and is also an award winning garden designer. Recently Duncan was faced with a problem area of large pine trees that he was asked to remediate. The area along a fence line was dominated by 15 metre

tall Pinus Radiata and unable to sustain any plantings to a distance of around 20 metres from the trunks. He sought some advice from a local garden expert who recommended he try Neutrog's GOGO Juice.

When the trees were removed due to white ant attack, the very sandy soil over clay was then treated with a combination of GOGO Juice and Seamungus in the planting holes. This was followed up with another application eight weeks after planting. After seeing the results, the existing fruit trees at the property were also fed with GOGO Juice and Seamungus and have since shown rapid growth.

Duncan says, "The results have been very encouraging - especially for people struggling to get plants to grow under or near pine trees. We have been very pleased with the results to date and we will continue to trial the various Neutrog products and encourage our customers to give us their feedback." 

For more information about Coromandel Native Nursery head to their website www.natives.net.au



Winter tips

Lawns: Aerate lawns with a fork or lawn aerator now and remove broadleaf weeds like capeweed before they flower - you don't want to fertilise the weeds too! Then top dress your lawn with **Blade Runner** or **Seamungus Crumble** to help improve root growth over the winter period when leaf growth tends to be slower.

Flowering Plants: After pruning winter dormant plants such as roses and fruit trees, feed the root zone with an application of 100g of **Seamungus** per plant. This will help prepare the roots for the coming spring.

Move cymbidium orchids into a spot so they receive maximum sunlight and feed monthly with **Strike Back for Orchids**.

The cooler months are the best times to relocate plants or divide clumping perennials. Mix some **Seamungus** through the new planting site and water in with **GOGO Juice** to stimulate new root growth for good establishment.

Fruit Trees: Winter is a great time to plant bare rooted fruit trees and ornamentals. When digging the hole for planting, make sure the soil is turned and loosened to two spades depth. Then mix some **Seamungus** through the soil in the hole when planting and water in well with **GOGO Juice**.

Grapevines: Fertilise with **Sudden Impact for Roses** towards the end of July - this hit of potassium will help ensure an abundant crop.

Natives: Winter is a great time for planting natives. Use some **Seamungus** in the bottom of the planting hole to get them started, and water in with **GOGO Juice**. If you need some winter colour in the garden consider planting the colourful

climber *Hardenbergia violacea* (commonly called Happy Wanderer) or flowering shrub *Alyogyne huegelii* (commonly called Native Hibiscus).

Vegetables & Herbs: Established asparagus fronds will be bright yellow in colour by now. Prune them back to ground level and generously apply 2-3 handfuls of **Rocket Fuel** per square metre over the soil. Then mulch well with pea straw or sugar cane and stand back for delicious asparagus spears appearing with the arrival of spring. Plant strawberry runners in raised beds or pots now. They like a slightly acidic soil, so use **Seamungus** when planting and then feed with dose of **Kahoona** fertiliser at the start of spring.



Champion Roses

SPOTLIGHT At the recent public judging at the National Rose Trial Garden, the rose named the 'Peoples' Choice' was the 'Peter Brock Foundation Rose'. Pictured here, this stunning rose was released in 2011 by Knights Roses. Knights Roses have been using Seamungus on all their rootstock with amazing results and have recently launched a new rose 'Black Caviar' in honour of Australia's favourite mare known as the 'World's Greatest Sprinter'. For more information on these award winning roses go to www.knightsroses.com.au





Mailbox

Diana from South Australia writes

“ We planted the seedlings on Australia day and have been cropping for a good eight weeks. The pots have a good organic potting mix, mixed with Rocket Fuel. We do dust with tomato dust but that is all. The tomato plants are watered with rain water and are planted on our veranda, facing north.

We are very impressed with Rocket Fuel. There are well over 70 tomatoes set and still flowering !! ”



Online Store



Want to give a product a try? Trial sizes and sample packs are available from our Online Store. Get ready for cold mornings in the garden by adding a Neutrog beanie to your order. All with FREE delivery. Click here www.neutrog.com.au/onlinestore/

Our endorsement tree keeps growing.

These 16 logos represent the societies that recommend our products.



Neutrog's Endorsement tree has recently acquired two new societies
-The Rare Fruit Society SA (recommending Gyganic for Fruit & Citrus) and The Australian Rhododendron Society -SA Branch (recommending Kahoona along with Camellias South Australia)

(Neutroga endorsement experta)



Tassie Fires

After the devastating fires earlier this year in Tasmania, a small band of volunteers banded together to form the 'Fair Dinkum Clean Up Team'. We spotted these photos on their volunteers' facebook page. Although the focus in the media at the time was on Dunalley, the nearby community of Murdunna was equally affected and when hearing of the group's



efforts Neutrog organised bags of Rapid Raiser to assist with the re-establishing of the residents' gardens. Volunteers cleaned smoke damaged houses, fixed fences, cleaned roofs and gutters of ash and debris, removed trees and provided general garden clean ups. We hope to see many gardens rejuvenated, attracting the birds back, and giving hope for a brighter future as the community recover. *N*



Join the Pooh Bah Club
Become a member of Neutrog's Pooh Bah Club to receive regular updates on Neutrog, its products and their applications. To join, register your email address at www.neutrog.com.au



Follow us on **facebook** via the link on our website, click the 'like' button and join us for regular updates. All comments, questions, photos and feedback are welcome.



Neutrog Australia Pty Ltd
288 Mine Road, Kanmantoo
South Australia 5252
T (08) 8538 3500
F (08) 8538 3522
E info@neutrog.com.au
W www.neutrog.com.au

NEUTROG™
The Experts' Choice