

e-feedback



The Experts' Choice



Spring 2014


next



Hentley Farm. Australian Winery of the year

To find out more about the award winning Hentley Farm wines, restaurant and cellar door - www.hentleyfarm.com.au



prev

Owners Keith and Alison Hentschke have had a lot to celebrate recently with James Halliday announcing Hentley Farm in South Australia's Seppeltsfield, as Australian Winery of the Year in the 2015 Wine Companion. James Halliday is of course Australia's most famous and respected wine critic and his annual comprehensive wine companion is the number one bestselling guide to wineries and wine in Australia. In this edition, nineteen of the Hentley Farm wines received 94 points or higher including five at 97 points and two at 98.



Hentley Farm
Barossa Valley
Wines

With the iconic Penfolds as last year's winner, the highest possible Australian winery award is the first to be awarded to a Barossa Valley producer and an outstanding achievement considering Hentley Farm's first vintage was in only 2002.

This success has been achieved with a focus on sustainable and biological farming practices, a dedicated vineyard team and talented winemaker Andrew Quin. Andrew began winemaking in California and after managing large cooperative wineries in France returned to the Barossa to work first with Yalumba and in 2008 joined the Hentley Farm team. It seems that along with Keith and Alison and the viticultural team, Andrew has taken these distinctive wines to a new level.

When selecting the site for the vineyard in the 1990's, Keith and Alison sought advice from winemakers and soil scientists



and after selecting the site, planting of the vineyard began in 1999 and was completed in 2005. When the young vines were first planted Rapid Raiser was used for good root establishment and to add organic matter to the soil for increased moisture retention. Keith took a thorough

farming approach with the view that getting things right in the vineyard was the essential first step before even considering making the wine.



Since then Bounce Back, Rapid Raiser and Seamungus have all been used across the 150 acre property. Operating from a single vineyard model means there is no safety net. The viticulture team use a dry-land farming strategy with an emphasis on keeping the vine canopy in a natural state of balance with minimal interference. This involves a sustainable agricultural approach with timely application of fertilisers, water management and deep row cultivation to encourage deep root growth, which assists high grape quality in times of low rainfall. Since GOGO Juice was released in 2010, the vineyard management team have also used this probiotic on troublesome areas lacking vigour and more widely to increase protection from heat and frost stress.

We pass on our own congratulations to Keith and Alison Hentschke and the teams in both the vineyard and winery. After this recent accolade of Winery of the Year, Hentley Farm has certainly cemented itself as one of Australia's finest boutique wineries. James Halliday had this to say - "It hardly needs to be said, the emphasis is on quality".



next

NEUTROG
The Experts' Choice

Mailbox

We received an email recently from Bill, the Head Gardener at Living Legends. He had this to say:

"GOGO Juice...
no words can describe that product.

I have been using it around the homestead on our lawn area and the heritage garden and everyone from staff to regular visitors and our volunteer gardening ladies who have been tirelessly giving their time every Wednesday for many years, have all said that the whole place has taken a remarkable transformation. It has NEVER looked as good. They are saying it's because I have given greater attention to the lawns and garden that it's never had before, however, I cannot agree. I have used GOGO Juice and Upsurge sparingly and only in places that I think it needs it, however, we already have grass growing in places that never sees the sun! We have hundreds of worms that play hide and seek with the blackbirds in the garden beds every day. The backyard of the homestead is now a fully grassed lawn area. We are preparing it in readiness for the Sunbury Wine Festival in October - we are expecting more than 1000 visitors so it going to get a good workout."

"GOGO Juice - I cannot believe how good this product is."

Cheers, Bill Morison,
Living Legends Homestead

"GOGO Juice - I cannot believe how good this product is."



In development **Bush Tucker**

Our Bush Tucker native fertiliser formula is currently being developed by renowned native expert and media personality Angus Stewart and Simon Leake, Managing Director and Principal Soil Scientist at SESL Australia.



Now is the time to feed your fruiting and flowering plants. Our signature range is now available in a **NEW** 4kg pail size



We'd love to hear of your gardening successes. Send your comments for us to share with other gardeners. Photos welcome! info@neutrog.com.au

NEUTROG
The Experts' Choice

From The Ground Up TIP: Worm Farming



Why not start a worm farm!
A worm farm is a great way to
recycle kitchen scraps.

Although worms don't actually produce nutrients themselves, they happily consume kitchen scraps and convert them into vermicastings - nature's finest soil conditioner. Nutrients and minerals are produced in a form that is more easily absorbed by plants. Worm castings contain millions of beneficial bacteria and other organisms which are essential to soil and plant health. Worms, worm castings and worm 'wee' are essential elements for

a biodynamic soil, full of trace elements and nutrients, and ready to encourage strong vigorous growth especially in the vegetable patch. Worm farming is fun and free, and it's a clean safe way to produce organic nutritious fertiliser for your garden.

Commercially available worm farms are best for small to medium households. For larger households you may need to make your own. An old bathtub is ideal. Composting worms can be purchased from a garden centre; they are not garden worms! These worms will turn your kitchen waste into worm castings for use as a premium soil conditioner. Use them in a propagation mix, seed raising mix, and to supplement potting soil. The side product is the liquid that is collected (worm juice), which can be diluted 1:10 parts with water for use as a fertiliser.

The key to good worm farming is to protect worms from direct sunlight and rain. Keep them moist by covering your kitchen scraps with a layer of old carpet so that the worms are kept cool and don't dry out. It is important to flush the worm farm through with a bucket of tepid water at least once a month.

Uses for worm castings and liquid:




Add water to the worm liquid (to the colour of weak tea) and use fortnightly over vegetables. When planting new

seedlings, dig a handful of castings into the surrounding soil. This supplies nutrients and holds moisture around the developing roots. Castings make a fantastic liquid fertiliser. Mix a handful of castings into a 10 litre bucket of water and pour it through a stocking into a watering can. The stocking catches all the fines, leaving you with slurry in what looks like a giant teabag. Add the liquid from the slurry to the mix by squeezing out the stocking into the watering can and apply the liquid to your favourite hungry plants.

Now is the time to apply
Sudden Impact for Lawns.

Now available

in a **NEW**
20kg bag



For more great gardening tips see the SA, Vic & NSW editions of 'From The Ground Up' - available at our online store. (Also great Christmas gifts!)

NEUTROG
The Experts' Choice

GOGO Science!

You may wonder how it is that GOGO Juice, teeming with probiotic bacteria for your soil and plants, can be bottled and stored while keeping its living microbiology alive. This is one of the unique characteristics of GOGO Juice.

One of the final steps in the production of GOGO Juice is the addition of natural preservatives which put the bacteria into a torpor or hibernation. This is a natural defence process used by many animals - bears in winter, snails in summer - to survive unfavourable conditions with low oxygen and energy demands. Dilution re-activates the beneficial bacteria by diluting and reducing the effectiveness of the natural preservatives. Once re-activated the beneficial bacteria require ongoing oxygen and food to survive and multiply. By applying to the soil, the energy and oxygen they require to prosper will then be available. This is the reason we recommend that once diluted, GOGO Juice be used within a week.

If the diluted mix is left for longer than this, the 'good' bacteria will starve leaving only anaerobic bacteria. Keep in mind too that as GOGO Juice contains live organisms it should not be mixed or applied with fungicides or bactericides.

GOGO Juice provides your soil and plants with a huge boost of the living microbiology necessary for them to perform at their optimum level, increasing their ability to resist pest and disease and to withstand heat and frost stress.



Alzheimer's Research Dianthus 'Memories'



Bred specifically to support Alzheimer's research is the beautiful Dianthus 'Memories'. With a pure white bloom, 'Memories' originates from renowned Dianthus specialists Whetman Pinks in the UK. 'Memories' has long- flowering blooms, delightful fragrance, dry tolerance and exceptional hardiness.

This particular Dianthus was purpose-bred with specific reference given to the strong link between scent and memory. With scent being a powerful trigger of memory, the selection of a fragrant plant to support this cause seemed fitting.

Upon its release in the UK, the Whetman family, touched by their own personal experience with dementia, donated a large portion of royalties from the sale of Dianthus 'Memories' to Alzheimer's research. Looking to spread the project around the world, the past two years have been spent working closely with breeder 'Plants Management Australia' along with Ita Buttrose and the team at Alzheimer's Australia to release the plant here. Ita is National President of Alzheimer's Australia and has put her support firmly behind the release in September - Dementia Awareness Month.

\$1 from the sale of each plant will go directly to the Alzheimer's Australia Dementia Research Foundation. To read more visit www.fightdementia.org.au/news/dianthus-memories



NEUTROG
The Experts' Choice



Neutrog are 'Getting Loud' for Loud Shirt Day, raising funds to give the gift of sound and speech to deaf children. Loud Shirt Day is a fundraising campaign run nationally in Australia (and New Zealand) to support the work of First Voice centres in each state. Neutrog are getting involved and giving the staff an opportunity to wear their brightest, loudest or silliest clothes. Photos will be added to the Neutrog facebook page on the day (Friday 17th October)

but in the meantime it's not too late to get involved - either by getting 'loud' on Loud Shirt Day with your friends or workmates or donating at www.loudshirtday.com.au

Garden groundwork in Spring




Like humans and animals, plants require regular feeding throughout the year – at least once in each season.

Happy, healthy, well nourished plants are more resistant to pests, diseases, heat stress and frost.

Vegetables & Herbs:

Mix some Rocket Fuel through the soil before planting spring vegetables and herbs to help give your seedlings the best start in life. Water in well with GOGO Juice.



As your edibles such as tomatoes and capsicums begin to set flowers you can feed them with Sudden Impact for Roses, the potassium, calcium and magnesium boost will help produce large and tasty tomatoes during summer.

It's time to plant potatoes! Mix two handfuls per square metre of Seamungus through the soil before planting your seed potatoes.

As you cover the emerging shoots with straw or mulch, the occasional dose of a handful of Rocket Fuel per square metre is ideal.

Flowering Plants: Sprinkle some Strike Back for Orchids over any potted colour you have or are planting out this season. You'll be rewarded with cascades of colour over spring and summer.

Feed your roses and all other flowering plants (except natives) with Sudden

Impact for Roses. Water it all in with GOGO Juice to encourage a faster uptake of the nutrients by the plant. After being fabulous show-offs (some well into spring) camellias now require a good tidy up. When flowering has finished dead-head and apply Kahoona around the drip zone to encourage the new season's growth. If planted in a pot sprinkle around the outer edge. Avoid the foliage and water in well.

Fruit Trees: Lightly tip prune citrus trees to encourage new growth and spread Gygang for Fruit and Citrus around the drip zone of the plant. Repeat this application every 8 weeks until the end of February.

Natives: As natives finish flowering, prune them back by up to one third and feed with two good handfuls of Seamungus per plant.

Lawns: Spring signifies the start of new growth for lawns. Feed now with a nitrogen boosted fertiliser such as Upsurge or Sudden Impact for Lawns for lush and healthy green lawn, or the totally organic alternative is Blade Runner.

Now is a great time to fix bare patches in your lawn. Top dress the patches for repair with Seamungus Crumble and spread lawn seed over the area. Water it all in using GOGO Juice.

Planting: Use Seamungus, Rapid Raiser or Rooster Booster for all new plantings.



These three Neutrog favourites are used by Botanic Gardens around Australia. As organic ACO registered products used by professional turf managers, gardeners and horticulturalists, they are safe and easy to use on your own garden, pots and lawn in every season.



Visit our Online Store for Trial Packs, Sample Packs and 'From The Ground Up' Books.



Join the Pooh Bah Club
Become a member of Neutrog's Pooh Bah Club to receive regular updates on Neutrog, its products and their applications. To join, register your email address at www.neutrog.com.au



Follow us on **facebook** via the link on our website, click the 'like' button and join us for regular updates. All comments, questions, photos and feedback are welcome.



Neutrog Australia Pty Ltd
288 Mine Road, Kanmantoo
South Australia 5252
T (08) 8538 3500
F (08) 8538 3522
E info@neutrog.com.au
W www.neutrog.com.au

NEUTROGTM
The Experts' Choice

